

Explaining the costs and charges tables in this document

The tables in the document show the proportion of customers that pay different charges for each fund.

In the example in the table below you can see that 35.7% of customers in the L&G Distribution Fund are paying less than 0.3% of the value of their fund a year, 12.5% of people are paying between 0.3% and 0.39% of the value of their fund a year, and so on.





The transaction cost column shows the annual costs as a percentage based on the value of the fund over a year. Transaction costs are as a result of the buying, selling, lending or borrowing of investments and apply to everyone.

Fund Name	<0.3%	0.30% to 0.39%	0.40% to 0.49%	0.50% to 0.59%	0.60% to 0.75%	0.76% to 0.85%	0.86% to 0.95%	0.96% to 1.00%	1.01% to 1.25%	1.26% to 1.40%	>1.40%	Transaction Cost
L&G Distribution Fund	35.70%	12.50%	31.80%	5.30%	5.20%	2.70%	4.50%	1.90%	0.30%	0.00%	0.00%	0.10240%

Costs and charges and transaction costs were calculated for the period 1 January 2022 to 31 December 2022.

For further information, including more details on the default funds, please see the latest IGC report at: www.reassure.co.uk/igc

Tables key

	=	Costs and charges for members invested in default funds
	=	Costs and charges for members invested in all funds
	=	Costs and charges for employer arrangements invested in default funds
	=	Costs and charges for employer arrangements invested in all funds

Costs and charges for members invested in default funds

Fund Name	<0.3%	0.30% to 0.39%	0.40% to 0.49%	0.50% to 0.59%	0.60% to 0.75%	0.76% to 0.85%	0.86% to 0.95%	0.96% to 1.00%	1.01% to 1.25%	1.26% to 1.40%	>1.40%	Transaction Cost
Managed 6	0.13%	0.48%	1.99%	15.94%	37.06%	9.18%	5.64%	29.57%	0.00%	0.00%	0.00%	0.05866%
L&G Managed Fund	2.81%	7.56%	14.82%	45.84%	11.04%	4.84%	4.58%	8.53%	0.00%	0.00%	0.00%	0.05866%
L&G UK Equity Index Fund	3.15%	21.97%	12.02%	23.10%	17.93%	5.69%	5.72%	10.42%	0.00%	0.00%	0.00%	0.03694%
Global Equity Index Tracker LStyle	3.27%	0.00%	0.14%	0.59%	1.44%	0.25%	0.48%	93.82%	0.00%	0.00%	0.00%	0.04951%
L&G Fixed Interest Fund	13.32%	10.28%	18.14%	22.14%	14.59%	6.32%	5.63%	9.58%	0.00%	0.00%	0.00%	0.09478%
L&G Distribution Fund	2.22%	20.26%	11.26%	31.16%	9.04%	6.14%	8.28%	11.63%	0.00%	0.00%	0.00%	0.09428%
Unitised-With Profits Pen Gen 2 CAI	0.84%	0.14%	0.30%	0.58%	8.55%	13.04%	10.11%	66.44%	0.00%	0.00%	0.00%	0.12045%
UK Equity Index 6	0.24%	1.29%	5.16%	60.02%	16.04%	4.38%	3.58%	9.29%	0.00%	0.00%	0.00%	0.03694%
Managed 5	0.15%	0.04%	0.08%	0.29%	7.00%	19.23%	19.61%	53.59%	0.00%	0.00%	0.00%	0.05866%
L&G Consensus Fund	1.52%	2.53%	51.31%	25.31%	5.75%	2.23%	2.25%	9.10%	0.00%	0.00%	0.00%	0.01466%
Special Deposit 6	67.84%	4.94%	3.28%	3.00%	5.82%	4.85%	1.42%	8.85%	0.00%	0.00%	0.00%	0.00000%
L&G Cash Fund	29.96%	8.10%	13.49%	16.84%	11.93%	5.81%	5.37%	8.51%	0.00%	0.00%	0.00%	-0.01563%
Global Eq Fixd Ws 50:50 Index Fund	0.97%	7.51%	12.24%	71.26%	4.84%	0.73%	0.87%	1.56%	0.00%	0.00%	0.00%	0.02367%
Global Eq Fixd Weigh 60:40 Index Fund	1.59%	4.50%	53.77%	21.71%	6.97%	4.46%	2.06%	4.94%	0.00%	0.00%	0.00%	0.02653%
Equity 6	0.35%	1.38%	9.18%	35.41%	21.53%	5.30%	7.65%	19.20%	0.00%	0.00%	0.00%	0.12568%
L&G (PMC) Multi-Asset Fund	6.30%	12.11%	15.62%	51.00%	8.35%	1.27%	1.13%	4.22%	0.00%	0.00%	0.00%	0.00000%
UK All Company Tracker	0.03%	0.00%	0.00%	0.00%	0.04%	0.16%	0.89%	98.88%	0.00%	0.00%	0.00%	0.04830%
Unitised-With Profits Pen Gen 2	25.35%	19.53%	12.23%	7.04%	7.56%	2.89%	2.51%	22.90%	0.00%	0.00%	0.00%	0.11793%
OMR Index Balanced S2	6.33%	0.00%	49.53%	29.78%	3.91%	9.97%	0.00%	0.07%	0.34%	0.07%	0.00%	Not Available
Unitised-With Profits Pen Gen 4	1.84%	0.48%	5.91%	23.00%	20.23%	6.37%	4.59%	37.59%	0.00%	0.00%	0.00%	0.11793%
UK All Company Tracker LStyle	0.09%	3.13%	0.09%	0.06%	0.81%	1.67%	0.62%	93.52%	0.00%	0.00%	0.00%	0.04830%
L&G Property Fund	4.06%	0.45%	1.34%	12.86%	22.27%	9.27%	10.22%	39.53%	0.00%	0.00%	0.00%	0.12965%
Fixed Interest 6	0.62%	0.91%	5.51%	43.94%	24.22%	6.45%	4.66%	13.69%	0.00%	0.00%	0.00%	0.09478%
Pensions Balanced	0.30%	0.00%	0.00%	0.00%	0.09%	0.15%	0.79%	98.67%	0.00%	0.00%	0.00%	0.09865%
OMR QI Cirilium Balanced Blend Port	0.00%	0.00%	0.00%	0.00%	0.00%	0.00%	0.00%	7.30%	0.03%	0.00%	92.67%	Not Available
OMR Prof Index Balanced	0.53%	0.00%	0.00%	9.14%	23.42%	10.82%	7.67%	5.15%	12.61%	27.84%	2.84%	Not Available
Special Deposit 5	64.27%	4.02%	3.18%	2.70%	6.24%	4.86%	0.96%	13.79%	0.00%	0.00%	0.00%	0.00000%
L&G Global Equity 70:30 Index Fund	1.89%	16.09%	20.40%	24.87%	12.48%	7.23%	6.71%	10.33%	0.00%	0.00%	0.00%	0.02856%



ReAssure

L&G US Equity Index Fund	5.68%	27.41%	16.30%	12.96%	13.83%	7.90%	8.02%	7.90%	0.00%	0.00%	0.00%	0.00456%
L&G International Fund	3.28%	20.94%	18.07%	16.87%	11.99%	7.75%	9.67%	11.43%	0.00%	0.00%	0.00%	0.07406%
Global Equity Index Tracker	0.35%	0.00%	0.05%	0.10%	0.35%	1.14%	2.32%	95.70%	0.00%	0.00%	0.00%	0.04951%
BNY Mellon Global Equity Fund	1.47%	0.20%	2.65%	16.52%	26.65%	6.10%	12.59%	6.78%	26.75%	0.20%	0.10%	0.21320%
OMR Prof QI Cirilium ModBldPfl	0.15%	0.00%	0.00%	0.00%	0.15%	0.00%	5.00%	10.39%	29.26%	10.31%	44.73%	Not Available
Managed (B)	0.51%	30.11%	28.50%	8.35%	6.08%	0.73%	1.39%	24.32%	0.00%	0.00%	0.00%	0.09865%
L&G North American Fund	4.70%	21.78%	17.18%	13.60%	15.54%	9.71%	8.59%	8.90%	0.00%	0.00%	0.00%	0.09338%
Balanced	0.40%	0.00%	0.00%	0.00%	0.68%	1.64%	3.22%	94.06%	0.00%	0.00%	0.00%	0.09865%
L&G Far Eastern Fund	5.03%	18.51%	16.23%	16.13%	13.91%	9.36%	9.42%	11.42%	0.00%	0.00%	0.00%	0.01954%
Cash 6	1.54%	1.42%	6.27%	37.16%	28.62%	6.97%	6.49%	11.53%	0.00%	0.00%	0.00%	-0.01563%
L&G Equity Fund	10.24%	18.19%	14.80%	9.43%	15.32%	8.91%	14.51%	8.62%	0.00%	0.00%	0.00%	0.12568%

Costs and charges for members invested in all funds

Fund Name	<0.3%	0.30% to 0.39%	0.40% to 0.49%	0.50% to 0.59%	0.60% to 0.75%	0.76% to 0.85%	0.86% to 0.95%	0.96% to 1.00%	1.01% to 1.25%	1.26% to 1.40%	>1.40%	Transaction Cost
Managed 6	0.13%	0.48%	1.99%	15.94%	37.06%	9.18%	5.64%	29.57%	0.00%	0.00%	0.00%	0.05866%
L&G Managed Fund	2.81%	7.56%	14.82%	45.84%	11.04%	4.84%	4.58%	8.53%	0.00%	0.00%	0.00%	0.05866%
L&G UK Equity Index Fund	3.15%	21.97%	12.02%	23.10%	17.93%	5.69%	5.72%	10.42%	0.00%	0.00%	0.00%	0.03694%
Global Equity Index Tracker LStyle	3.27%	0.00%	0.14%	0.59%	1.44%	0.25%	0.48%	93.82%	0.00%	0.00%	0.00%	0.04951%
L&G Fixed Interest Fund	13.32%	10.28%	18.14%	22.14%	14.59%	6.32%	5.63%	9.58%	0.00%	0.00%	0.00%	0.09478%
L&G Distribution Fund	2.22%	20.26%	11.26%	31.16%	9.04%	6.14%	8.28%	11.63%	0.00%	0.00%	0.00%	0.09428%
Unitised-With Profits Pen Gen 2 CAI	0.84%	0.14%	0.30%	0.58%	8.55%	13.04%	10.11%	66.44%	0.00%	0.00%	0.00%	0.12045%
UK Equity Index 6	0.24%	1.29%	5.16%	60.02%	16.04%	4.38%	3.58%	9.29%	0.00%	0.00%	0.00%	0.03694%
Managed 5	0.15%	0.04%	0.08%	0.29%	7.00%	19.23%	19.61%	53.59%	0.00%	0.00%	0.00%	0.05866%
L&G Consensus Fund	1.52%	2.53%	51.31%	25.31%	5.75%	2.23%	2.25%	9.10%	0.00%	0.00%	0.00%	0.01466%
Special Deposit 6	67.84%	4.94%	3.28%	3.00%	5.82%	4.85%	1.42%	8.85%	0.00%	0.00%	0.00%	0.00000%
L&G Cash Fund	29.96%	8.10%	13.49%	16.84%	11.93%	5.81%	5.37%	8.51%	0.00%	0.00%	0.00%	-0.01563%
Global Eq Fixd Ws 50:50 Index Fund	0.97%	7.51%	12.24%	71.26%	4.84%	0.73%	0.87%	1.56%	0.00%	0.00%	0.00%	0.02367%
Global Eq Fixd Weigh 60:40 Index Fund	1.59%	4.50%	53.77%	21.71%	6.97%	4.46%	2.06%	4.94%	0.00%	0.00%	0.00%	0.02653%
Equity 6	0.35%	1.38%	9.18%	35.41%	21.53%	5.30%	7.65%	19.20%	0.00%	0.00%	0.00%	0.12568%
L&G (PMC) Multi-Asset Fund	6.30%	12.11%	15.62%	51.00%	8.35%	1.27%	1.13%	4.22%	0.00%	0.00%	0.00%	0.00000%
UK All Company Tracker	0.03%	0.00%	0.00%	0.00%	0.04%	0.16%	0.89%	98.88%	0.00%	0.00%	0.00%	0.04830%
Unitised-With Profits Pen Gen 2	25.35%	19.53%	12.23%	7.04%	7.56%	2.89%	2.51%	22.90%	0.00%	0.00%	0.00%	0.11793%
OMR Index Balanced S2	6.33%	0.00%	49.53%	29.78%	3.91%	9.97%	0.00%	0.07%	0.34%	0.07%	0.00%	Not Available
Unitised-With Profits Pen Gen 4	1.84%	0.48%	5.91%	23.00%	20.23%	6.37%	4.59%	37.59%	0.00%	0.00%	0.00%	0.11793%
UK All Company Tracker LStyle	0.09%	3.13%	0.09%	0.06%	0.81%	1.67%	0.62%	93.52%	0.00%	0.00%	0.00%	0.04830%
L&G Property Fund	4.06%	0.45%	1.34%	12.86%	22.27%	9.27%	10.22%	39.53%	0.00%	0.00%	0.00%	0.12965%
Fixed Interest 6	0.62%	0.91%	5.51%	43.94%	24.22%	6.45%	4.66%	13.69%	0.00%	0.00%	0.00%	0.09478%
Pensions Balanced	0.30%	0.00%	0.00%	0.00%	0.09%	0.15%	0.79%	98.67%	0.00%	0.00%	0.00%	0.09865%
OMR Prof Index Balanced	0.53%	0.00%	0.00%	9.14%	23.42%	10.82%	7.67%	5.15%	12.61%	27.84%	2.84%	Not Available
Special Deposit 5	64.27%	4.02%	3.18%	2.70%	6.24%	4.86%	0.96%	13.79%	0.00%	0.00%	0.00%	0.00000%
L&G Global Equity 70:30 Index Fund	1.89%	16.09%	20.40%	24.87%	12.48%	7.23%	6.71%	10.33%	0.00%	0.00%	0.00%	0.02856%
L&G US Equity Index Fund	5.68%	27.41%	16.30%	12.96%	13.83%	7.90%	8.02%	7.90%	0.00%	0.00%	0.00%	0.00456%



ReAssure

L&G International Fund	3.28%	20.94%	18.07%	16.87%	11.99%	7.75%	9.67%	11.43%	0.00%	0.00%	0.00%	0.07406%
Global Equity Index Tracker	0.35%	0.00%	0.05%	0.10%	0.35%	1.14%	2.32%	95.70%	0.00%	0.00%	0.00%	0.04951%
BNY Mellon Global Equity Fund	1.47%	0.20%	2.65%	16.52%	26.65%	6.10%	12.59%	6.78%	26.75%	0.20%	0.10%	0.21320%
OMR Prof QI Cirilium ModBldPfl	0.15%	0.00%	0.00%	0.00%	0.15%	0.00%	5.00%	10.39%	29.26%	10.31%	44.73%	Not Available
Managed (B)	0.51%	30.11%	28.50%	8.35%	6.08%	0.73%	1.39%	24.32%	0.00%	0.00%	0.00%	0.09865%
L&G North American Fund	4.70%	21.78%	17.18%	13.60%	15.54%	9.71%	8.59%	8.90%	0.00%	0.00%	0.00%	0.09338%
Balanced	0.40%	0.00%	0.00%	0.00%	0.68%	1.64%	3.22%	94.06%	0.00%	0.00%	0.00%	0.09865%
L&G Far Eastern Fund	5.03%	18.51%	16.23%	16.13%	13.91%	9.36%	9.42%	11.42%	0.00%	0.00%	0.00%	0.01954%
Cash 6	1.54%	1.42%	6.27%	37.16%	28.62%	6.97%	6.49%	11.53%	0.00%	0.00%	0.00%	-0.01563%
L&G Equity Fund	10.24%	18.19%	14.80%	9.43%	15.32%	8.91%	14.51%	8.62%	0.00%	0.00%	0.00%	0.12568%
UK Tracker	0.24%	0.00%	0.18%	0.06%	1.19%	1.25%	2.20%	94.89%	0.00%	0.00%	0.00%	0.04830%
BNY Mellon Multi-Asset Balanced Fund	2.02%	0.72%	5.06%	11.13%	17.20%	6.65%	11.85%	14.16%	30.64%	0.29%	0.29%	0.10174%
Choices Managed	0.00%	0.00%	0.00%	0.00%	0.36%	0.00%	0.45%	99.19%	0.00%	0.00%	0.00%	0.09865%
North American 6	0.49%	2.45%	11.14%	46.88%	19.97%	4.84%	4.91%	9.32%	0.00%	0.00%	0.00%	0.09338%
BNY Mellon UK Income Fund	2.54%	0.32%	7.94%	7.30%	24.23%	6.46%	17.14%	13.02%	20.63%	0.42%	0.00%	0.48528%
European 6	0.39%	1.16%	2.44%	30.76%	35.69%	6.56%	5.18%	17.82%	0.00%	0.00%	0.00%	0.16989%
OMR QI Cirilium Mod Bld Pfl	0.00%	0.00%	0.00%	0.00%	0.00%	0.00%	0.00%	9.81%	0.00%	63.85%	26.35%	Not Available
OMR Invesco Managed (UK)	0.00%	0.00%	0.00%	0.00%	0.00%	0.00%	0.00%	8.70%	0.00%	0.06%	91.24%	Not Available
L&G Wld Soc Resp Inv (SRI) Idx Fund	2.07%	0.66%	0.85%	14.99%	26.96%	11.97%	7.16%	35.34%	0.00%	0.00%	0.00%	0.01285%
L&G Index Linked Gilt Fund	6.78%	19.10%	15.14%	18.72%	11.68%	7.98%	8.73%	11.87%	0.00%	0.00%	0.00%	-0.43285%
World Selection Dynamic	0.00%	0.00%	0.00%	0.00%	0.35%	0.00%	0.00%	1.05%	98.60%	0.00%	0.00%	0.03038%
OMR Prof Fid MA Open Adv	0.10%	0.00%	0.00%	0.00%	0.00%	0.00%	0.00%	4.61%	0.00%	0.00%	95.29%	0.00000%
Distribution Fund 6	0.12%	0.67%	3.30%	25.95%	30.77%	9.58%	8.00%	21.61%	0.00%	0.00%	0.00%	0.09428%
L&G UK Smaller Companies Fund	5.33%	18.27%	16.67%	14.97%	15.99%	10.07%	9.81%	8.88%	0.00%	0.00%	0.00%	0.01581%
European Equity Index Tracker	0.20%	0.00%	0.00%	0.07%	0.20%	1.62%	2.91%	94.99%	0.00%	0.00%	0.00%	-0.04420%
OMR Prof QI Gbl Dyn Equity	0.13%	0.00%	0.00%	0.00%	0.00%	0.52%	0.00%	3.92%	24.54%	18.67%	52.22%	Not Available
UK Aggregate Fixed Interest LStyle	3.31%	0.04%	0.75%	0.34%	2.09%	0.80%	1.34%	91.33%	0.00%	0.00%	0.00%	0.00000%
Stakeholder UK All Company Tracker	0.00%	0.88%	0.00%	0.00%	0.69%	3.62%	1.18%	93.63%	0.00%	0.00%	0.00%	0.04830%
OMR QI Cirilium Mod Bld Pfl S2	0.00%	0.00%	0.00%	0.43%	80.19%	2.59%	6.91%	1.05%	6.91%	0.00%	1.91%	Not Available
Pensions Global Equity	0.07%	0.00%	0.00%	0.00%	0.07%	0.18%	1.11%	98.57%	0.00%	0.00%	0.00%	0.07851%
OMR Invesco UK Eq Hi Inc (UK) S2	0.00%	0.00%	0.00%	0.00%	0.00%	0.05%	0.00%	8.11%	10.09%	49.06%	32.69%	0.01000%
L&G European Equity Index Fund	2.77%	20.31%	15.38%	13.08%	15.08%	11.08%	10.77%	11.54%	0.00%	0.00%	0.00%	0.02024%
OMR QI UK Eq Gwth BNY Mellon S2	0.00%	0.00%	0.00%	0.00%	0.00%	0.00%	0.00%	11.96%	16.03%	69.22%	2.79%	Not Available
Far Eastern 6	0.96%	2.19%	3.83%	31.21%	32.38%	7.32%	5.89%	16.22%	0.00%	0.00%	0.00%	0.01954%



ReAssure

International 6	1.14%	1.61%	5.32%	34.38%	31.62%	6.65%	5.41%	13.87%	0.00%	0.00%	0.00%	0.07406%
World Selection Balanced	0.00%	0.00%	0.00%	0.00%	0.35%	0.00%	0.00%	1.39%	98.26%	0.00%	0.00%	0.06392%
OMR Fidelity MA Open Adv	0.00%	0.00%	0.00%	0.00%	0.00%	0.00%	0.00%	9.49%	0.00%	0.00%	90.51%	0.00000%
L&G Managed Fund (GEN 14)	0.36%	3.43%	13.72%	17.51%	29.78%	13.18%	6.68%	15.34%	0.00%	0.00%	0.00%	0.05866%
Aggressive Growth 6	0.14%	0.28%	0.98%	1.68%	14.29%	36.69%	13.59%	32.35%	0.00%	0.00%	0.00%	0.07928%
OMR Prof Invesco Mgd (UK)	0.20%	0.00%	0.00%	0.00%	0.00%	0.00%	7.51%	11.86%	34.19%	11.46%	34.78%	Not Available
Stakeholder Balanced	0.18%	0.53%	0.00%	0.00%	1.24%	1.95%	1.95%	94.14%	0.00%	0.00%	0.00%	0.09865%
Man GLG Balanced Managed Fund	1.97%	0.00%	6.64%	14.18%	35.55%	6.82%	10.77%	9.34%	14.18%	0.54%	0.00%	Not Available
Unitised-With Profits FPF2	11.54%	7.48%	20.48%	12.27%	8.00%	16.01%	11.23%	12.99%	0.00%	0.00%	0.00%	0.11793%
OMR Deposit	3.39%	0.00%	0.00%	0.22%	1.12%	31.69%	34.93%	14.58%	12.56%	1.23%	0.29%	0.01161%
L&G Future World Sust UK Equity G17	7.77%	26.75%	13.32%	14.10%	11.10%	9.77%	8.55%	8.66%	0.00%	0.00%	0.00%	0.28920%
OMR Ninety One Am Franchise S2	0.00%	0.00%	0.00%	0.00%	0.00%	0.00%	0.00%	4.91%	12.04%	62.26%	20.79%	0.01000%
Property 6	0.07%	0.00%	1.76%	2.67%	22.03%	30.64%	11.99%	30.83%	0.00%	0.00%	0.00%	0.12965%
Man GLG Continental European Growth Fund	2.45%	0.49%	13.48%	16.18%	19.36%	7.84%	10.78%	29.41%	0.00%	0.00%	0.00%	0.00000%
L&G Over 15 Year Gilts Index Fund	38.33%	13.77%	11.09%	12.18%	7.91%	4.94%	3.77%	8.03%	0.00%	0.00%	0.00%	0.04007%
OMR Deposit S2	40.05%	32.35%	3.64%	1.88%	12.51%	0.82%	5.46%	1.23%	1.47%	0.23%	0.35%	0.01161%
L&G European Fund	6.69%	12.02%	17.22%	12.14%	15.12%	10.16%	12.52%	14.13%	0.00%	0.00%	0.00%	0.16989%
International Mgd Pen Standard	0.00%	0.00%	0.00%	0.00%	100.00%	0.00%	0.00%	0.00%	0.00%	0.00%	0.00%	0.00000%
US Equity Index 6	1.04%	3.12%	14.14%	48.86%	17.67%	4.37%	3.53%	7.28%	0.00%	0.00%	0.00%	0.00456%
Managed	0.47%	0.00%	0.16%	0.47%	1.10%	1.57%	2.83%	93.40%	0.00%	0.00%	0.00%	0.09865%
OMR Prof Schroder Mgd Balanced	0.23%	0.00%	0.00%	0.00%	0.00%	9.17%	16.28%	11.93%	27.52%	4.59%	30.28%	0.30716%
UK Equity	0.00%	0.00%	0.00%	0.21%	0.74%	1.69%	2.96%	94.40%	0.00%	0.00%	0.00%	0.05578%
UK and Global Equity Tracker (Universal)	1.15%	0.23%	0.00%	0.00%	92.61%	2.54%	1.62%	1.85%	0.00%	0.00%	0.00%	0.04275%
L&G UK Equity Index Fund (GEN 14)	1.36%	15.45%	20.91%	20.45%	30.00%	7.27%	2.27%	2.27%	0.00%	0.00%	0.00%	0.03694%
OMR Fidelity European	0.00%	0.00%	0.00%	0.00%	0.00%	0.00%	0.00%	11.83%	0.00%	0.00%	88.17%	0.00000%
Stakeholder Global Equity	0.00%	1.46%	0.24%	0.00%	1.46%	2.67%	1.46%	92.72%	0.00%	0.00%	0.00%	0.07851%
SH European Equity Index Tracker	0.00%	1.12%	0.00%	0.00%	1.12%	1.76%	1.12%	94.88%	0.00%	0.00%	0.00%	-0.04420%
BNY Mellon UK Equity Fund	2.39%	0.53%	14.10%	10.64%	18.62%	7.71%	14.10%	19.15%	12.23%	0.53%	0.00%	0.16713%
Mixed Investment (Universal)	0.90%	0.00%	0.30%	0.90%	81.02%	6.63%	3.31%	6.93%	0.00%	0.00%	0.00%	0.05641%
Aberdeen Life Global (ex UK) Equity Fund	4.11%	0.82%	13.70%	19.73%	18.63%	7.40%	9.32%	9.86%	15.89%	0.55%	0.00%	0.19110%
OMR Jan Hend Gbl Technology Leaders	0.17%	0.00%	0.00%	0.00%	0.00%	0.00%	0.00%	7.50%	0.00%	0.00%	92.33%	Not Available
Choices Unitised With-Profits Short Term	0.62%	0.00%	0.00%	0.00%	0.00%	0.00%	0.62%	98.77%	0.00%	0.00%	0.00%	0.01102%
Global Equity Index Tracker LStyle	0.00%	0.00%	1.13%	0.23%	97.75%	0.90%	0.00%	0.00%	0.00%	0.00%	0.00%	0.04951%
Pensions UK Equity	0.00%	0.00%	0.00%	0.00%	0.19%	0.00%	1.15%	98.66%	0.00%	0.00%	0.00%	0.05345%



ReAssure

OMR L&G UK Property Feeder S2	0.00%	0.00%	0.00%	0.00%	0.00%	0.32%	11.25%	13.87%	68.26%	0.11%	6.20%	-0.52807%
OMR Fidelity Gbl Special Sits	0.00%	0.00%	0.00%	0.00%	0.00%	0.00%	0.00%	12.36%	0.00%	0.00%	87.64%	0.00000%
Pensions UK Fixed Interest LStyle	0.17%	3.14%	0.33%	0.00%	0.83%	2.81%	0.66%	92.08%	0.00%	0.00%	0.00%	0.00770%
European Equity Index 6	0.58%	2.31%	5.96%	45.58%	29.81%	5.00%	3.85%	6.92%	0.00%	0.00%	0.00%	0.02024%
Balanced Managed	0.70%	25.76%	38.88%	11.48%	7.96%	0.70%	1.87%	12.65%	0.00%	0.00%	0.00%	0.09865%
OMR Jan Hend Euro Select Opps	0.13%	0.00%	0.00%	0.00%	0.00%	0.00%	0.00%	8.96%	0.00%	0.00%	90.91%	0.16400%
With Profits (B)	1.00%	0.64%	41.11%	17.23%	11.67%	2.10%	1.37%	24.89%	0.00%	0.00%	0.00%	0.03208%
OMR Invesco UK Eq Hi Inc (UK)	0.00%	0.00%	0.00%	0.00%	0.00%	0.00%	0.00%	12.77%	0.00%	0.00%	87.23%	0.01000%
OMR Fidelity Special Sits	0.00%	0.00%	0.00%	0.00%	0.00%	0.00%	0.00%	14.23%	0.00%	0.00%	85.77%	0.00000%
OMR Prof UK Equity	0.00%	0.00%	0.00%	0.00%	0.00%	0.00%	0.39%	5.41%	13.51%	23.55%	57.14%	Not Available
Index-Linked Gilt 6	0.16%	1.26%	4.26%	43.85%	25.87%	5.05%	7.57%	11.99%	0.00%	0.00%	0.00%	-0.43285%
Choices Unitised With-Profits Long Term	1.37%	0.00%	0.00%	0.00%	0.00%	0.00%	0.51%	98.12%	0.00%	0.00%	0.00%	0.05201%
Aberdeen Life UK & Global (50/50) Eq Fu Managed	1.51%	0.60%	17.47%	12.65%	27.71%	7.83%	8.13%	11.75%	12.05%	0.30%	0.00%	0.19600%
UK Smaller Companies 6	0.46%	0.46%	0.23%	0.69%	2.78%	2.55%	4.86%	87.96%	0.00%	0.00%	0.00%	0.09865%
Wld Soc Resp Inv (SRI) Index 6	1.44%	2.33%	5.21%	44.88%	24.96%	4.85%	7.72%	8.62%	0.00%	0.00%	0.00%	0.01581%
Wld Soc Resp Inv (SRI) Index 6	0.42%	0.21%	2.53%	4.22%	20.68%	29.11%	16.24%	26.58%	0.00%	0.00%	0.00%	0.01285%
OMR Prof i Shares US Eq Ind UK	0.54%	0.00%	0.00%	22.04%	30.11%	7.53%	5.38%	5.91%	10.75%	13.44%	4.30%	-0.02995%
OMR Fidelity American	0.00%	0.00%	0.00%	0.00%	0.00%	0.00%	0.00%	12.38%	0.00%	0.00%	87.62%	0.00000%
OMR AXA Framlington Health	0.00%	0.00%	0.00%	0.00%	0.00%	0.00%	0.00%	9.34%	0.00%	0.00%	90.66%	0.17320%
OMR QI Ethical Equity	0.00%	0.00%	0.00%	0.00%	0.00%	0.00%	0.00%	10.61%	0.00%	0.00%	89.39%	Not Available
OMR Prof iShares Con Eu Eq Ind	0.63%	0.00%	12.38%	17.78%	22.54%	7.30%	6.03%	9.21%	15.87%	6.35%	1.90%	0.13359%
Investec American Fund	1.34%	0.00%	0.00%	0.45%	0.45%	0.00%	0.00%	4.02%	17.41%	34.82%	41.52%	0.01000%
OMR Schroder European Recovery S2	0.00%	0.00%	0.00%	0.00%	0.00%	0.00%	0.00%	9.43%	0.00%	14.23%	76.34%	0.06466%
OMR Prof Sterling Deposit	1.14%	5.68%	15.06%	14.77%	14.77%	4.55%	5.40%	17.90%	18.18%	2.27%	0.28%	0.01161%
OMR iShares US Eq Index (UK) S2	35.54%	27.03%	20.04%	10.96%	0.57%	3.02%	0.00%	0.38%	2.46%	0.00%	0.00%	-0.02995%
OMR Invesco Europn Equity (UK)	0.15%	0.00%	0.00%	0.00%	0.00%	0.15%	0.00%	11.30%	0.00%	0.00%	88.39%	0.11000%
BNY Mellon Multi-Asset Growth Fund	1.50%	0.00%	0.00%	0.00%	0.50%	28.00%	20.00%	15.00%	13.50%	13.50%	8.00%	0.16210%
L&G Japanese Equity Index Fund	8.87%	16.23%	16.23%	17.36%	14.34%	10.00%	6.98%	10.00%	0.00%	0.00%	0.00%	-0.00304%
OMR Schroder Managed Balanced	0.00%	0.00%	0.00%	0.00%	0.21%	0.00%	0.00%	11.73%	0.00%	55.14%	32.92%	0.30716%
UK Aggregate Fixed Interest	0.68%	0.00%	0.00%	0.00%	0.00%	2.56%	2.91%	93.85%	0.00%	0.00%	0.00%	0.00000%
OMR QI Creation Moderate Port S2	0.00%	0.00%	0.00%	0.00%	0.00%	0.00%	0.00%	5.51%	0.00%	0.00%	94.49%	Not Available
Consensus 6	0.24%	1.22%	5.12%	29.76%	32.44%	8.54%	8.05%	14.63%	0.00%	0.00%	0.00%	0.01466%
Aberdeen Life Multi-Asset Fund	3.37%	0.48%	12.50%	14.90%	19.71%	7.21%	11.54%	9.13%	20.67%	0.48%	0.00%	0.19040%
OMR Stewart Inv Asia Pac Ldrs S2	0.00%	0.00%	0.00%	0.00%	0.00%	0.00%	0.00%	22.07%	24.62%	12.08%	41.23%	0.10600%



ReAssure

OMR Prof QI Ethical Equity	0.00%	0.00%	0.00%	0.00%	0.00%	1.53%	0.00%	0.76%	38.93%	12.21%	46.56%	Not Available
Stakeholder UK Equity	0.00%	0.54%	0.27%	0.00%	0.54%	0.81%	2.16%	95.68%	0.00%	0.00%	0.00%	0.05345%
OMR Prof HSBC FTSE All Share Index	0.00%	0.48%	0.00%	1.92%	27.88%	14.90%	8.17%	9.13%	7.69%	25.00%	4.81%	Not Available
OMR QI Global Dynamic Equity S2	0.00%	0.00%	0.00%	0.00%	0.41%	6.10%	0.00%	28.86%	17.07%	35.77%	11.79%	Not Available
Equity 5	0.68%	0.34%	0.68%	0.34%	31.85%	23.29%	11.99%	30.82%	0.00%	0.00%	0.00%	0.12568%
Multi Select	37.98%	2.79%	1.74%	3.14%	2.44%	5.57%	2.09%	44.25%	0.00%	0.00%	0.00%	0.09865%
OMR QI Cirilium Moderate Port S2	0.00%	0.00%	0.00%	0.00%	0.00%	0.00%	0.00%	5.14%	0.00%	12.33%	82.53%	Not Available
OMR HSBC American Index S2	21.05%	43.68%	17.37%	0.00%	10.00%	0.00%	2.11%	4.21%	0.53%	1.05%	0.00%	-0.03390%
OMR F&C Investment Trust	0.27%	0.00%	0.00%	0.00%	0.00%	0.00%	0.00%	13.53%	0.00%	61.54%	24.67%	Not Available
Money Market LStyle	3.03%	0.08%	0.23%	1.01%	1.55%	1.01%	2.25%	90.85%	0.00%	0.00%	0.00%	0.00470%
OMR Fidelity MA Open Adv S2	0.00%	0.00%	0.00%	0.00%	0.00%	0.00%	0.00%	2.61%	0.00%	0.00%	97.39%	0.00000%
OMR Fundsmith Equity S2	0.00%	0.00%	0.00%	0.00%	0.00%	0.00%	0.00%	6.44%	30.20%	9.41%	53.96%	Not Available
OMR Jupiter European S2	0.00%	0.00%	0.00%	0.00%	0.00%	0.00%	0.00%	20.09%	0.00%	2.36%	77.54%	0.01660%
OMR QI Gbl Eq Gwth Fidelity	0.00%	0.00%	0.00%	0.00%	0.00%	0.00%	0.00%	11.45%	0.00%	0.00%	88.55%	Not Available
Money Market	0.29%	0.00%	0.00%	0.29%	0.29%	1.47%	3.54%	94.10%	0.00%	0.00%	0.00%	0.00470%
U.K. Equity (B)	1.47%	42.89%	16.42%	9.07%	4.17%	0.74%	0.98%	24.26%	0.00%	0.00%	0.00%	0.04259%
OMR QI Japanese Eq Schr S2	0.00%	0.00%	0.00%	0.00%	0.00%	0.00%	0.00%	20.10%	0.00%	11.02%	68.88%	Not Available
OMR QI Asia Pc xJp LC Eq Inv S2	0.00%	0.00%	0.00%	0.00%	0.00%	0.00%	0.00%	19.64%	0.00%	10.86%	69.50%	Not Available
OMR QI Inv Grd Cp Bd Inv S2	0.00%	0.00%	0.00%	0.00%	0.32%	0.16%	20.48%	19.20%	51.36%	0.80%	7.68%	Not Available
Corporate Bond (Universal)	0.95%	0.00%	0.32%	0.95%	80.13%	10.41%	2.84%	4.42%	0.00%	0.00%	0.00%	0.08790%
OMR Invesco Managed (UK) S2	0.00%	0.00%	0.00%	0.00%	6.98%	0.00%	39.53%	4.65%	33.33%	0.78%	14.73%	Not Available
Investec Global Strategic Equity Fund	3.78%	0.00%	0.00%	0.54%	0.54%	0.00%	0.00%	2.16%	3.24%	41.08%	48.65%	0.38000%
Henderson European Growth Fund	0.78%	0.00%	0.00%	0.00%	0.00%	0.00%	0.00%	5.10%	0.39%	17.65%	76.08%	Not Available
OMR Prof L&G Pacific Ind Trust	1.32%	0.00%	0.66%	33.77%	19.87%	7.95%	4.64%	5.96%	13.91%	9.93%	1.99%	0.01592%
OMR AXA Framlington Gbl Tech S2	0.00%	0.00%	0.00%	0.00%	0.00%	0.00%	0.00%	9.68%	33.55%	15.48%	41.29%	0.10670%
LGIM World (Ex-UK) Equity Indx	5.80%	8.70%	5.80%	1.45%	8.70%	17.39%	42.03%	10.14%	0.00%	0.00%	0.00%	0.00000%
North American Equity Index Tracker	0.00%	0.00%	1.69%	1.69%	11.24%	1.69%	13.48%	70.22%	0.00%	0.00%	0.00%	0.08100%
OMR Prof Foreign & Col Inv Tr	0.00%	0.00%	0.00%	2.56%	0.00%	7.69%	20.51%	8.55%	17.95%	10.26%	32.48%	Not Available
OMR Schroder US Smaller Cos	0.00%	0.00%	0.00%	0.00%	0.00%	0.00%	0.00%	13.64%	0.00%	0.00%	86.36%	0.24985%
OMR QI Cirilium Dynamic Port S2	0.00%	0.00%	0.00%	0.00%	0.00%	0.00%	0.00%	4.95%	0.00%	95.05%	0.00%	Not Available
Global Equity Index Tracker v2	0.73%	0.00%	0.00%	0.00%	0.00%	0.00%	0.00%	99.27%	0.00%	0.00%	0.00%	0.04951%
OMR JPM Multi-Manager Growth	0.00%	0.00%	0.00%	0.00%	0.00%	0.00%	0.00%	12.17%	0.00%	0.00%	87.83%	0.42640%
Deposit (Universal)	1.91%	0.32%	0.00%	0.32%	77.39%	8.60%	4.46%	7.01%	0.00%	0.00%	0.00%	0.00470%
OMR QI Global Dynamic Equity	0.11%	0.00%	0.00%	0.00%	0.00%	0.00%	0.00%	57.73%	0.00%	0.00%	42.16%	Not Available



ReAssure

Global Socially Responsible	0.00%	0.00%	0.00%	0.00%	0.00%	0.76%	0.00%	3.82%	4.58%	10.69%	80.15%	Not Available
Fixed Interest (B)	1.19%	66.07%	13.69%	8.33%	3.27%	1.49%	1.79%	4.17%	0.00%	0.00%	0.00%	0.00770%
OMR QI UK Equity Index S2	0.88%	36.56%	29.74%	22.69%	4.19%	0.66%	3.74%	0.00%	1.32%	0.22%	0.00%	Not Available
Schroder UK Alpha Plus Fund	0.00%	0.00%	0.00%	0.00%	0.00%	0.00%	0.47%	5.21%	27.96%	18.01%	48.34%	0.17563%
L&G Fixed Interest Fund (GEN 14)	0.68%	8.56%	18.49%	15.07%	23.97%	11.64%	5.48%	16.10%	0.00%	0.00%	0.00%	0.09478%
PRF Deposit	0.00%	0.41%	2.45%	0.00%	9.80%	13.88%	23.67%	49.80%	0.00%	0.00%	0.00%	0.00470%
OMR BlackRock Cash S2	0.00%	40.23%	2.30%	32.18%	12.64%	0.00%	1.15%	0.00%	6.90%	0.00%	4.60%	0.01231%
Schroder UK Mid 250 Fund	2.60%	0.00%	0.00%	0.43%	0.00%	0.00%	0.00%	3.03%	0.00%	0.00%	93.94%	0.12823%
OMR Invesco UK Opps (UK)	0.00%	0.00%	0.00%	0.00%	0.00%	0.00%	0.00%	13.49%	0.00%	0.00%	86.51%	0.47000%
OMR Invesco Global Sm Cos (UK)	0.00%	0.00%	0.00%	0.00%	0.00%	0.00%	0.00%	10.04%	0.00%	0.00%	89.96%	0.23000%
Managed (Type 1)	44.84%	0.00%	2.24%	0.00%	3.14%	5.38%	3.14%	41.26%	0.00%	0.00%	0.00%	0.09865%
OMR Fidelity Am Special Sits	0.32%	0.00%	0.00%	0.00%	0.00%	0.00%	0.00%	9.58%	0.00%	0.00%	90.10%	0.00000%
OMR Fundsmith Equity	0.00%	0.00%	0.00%	0.00%	0.00%	0.00%	0.00%	0.93%	0.00%	0.00%	99.07%	Not Available
OMR Prof QI Gbl EqGwt Fidelity	0.00%	0.00%	0.00%	0.00%	0.00%	0.00%	0.00%	4.88%	0.00%	2.44%	92.68%	Not Available
OMR QI Euro exUK Eq Henderson S2	0.00%	0.00%	0.00%	0.00%	0.00%	0.00%	0.00%	12.16%	1.49%	71.46%	14.89%	Not Available
LifeStyle Gilt S2	0.00%	4.76%	0.00%	40.14%	15.65%	6.80%	32.65%	0.00%	0.00%	0.00%	0.00%	0.00000%
Global Equity Index Tracker LStyle	0.00%	2.50%	0.00%	0.00%	96.67%	0.83%	0.00%	0.00%	0.00%	0.00%	0.00%	0.04951%
OMR Fidelity European S2	0.00%	0.00%	0.00%	0.00%	0.00%	0.00%	0.00%	12.13%	0.00%	3.77%	84.10%	0.00000%
Global Equity (ex UK) Index Tracker FWv2	0.00%	0.00%	0.00%	0.00%	0.72%	0.00%	0.00%	99.28%	0.00%	0.00%	0.00%	0.02771%
Aberdeen Life UK Equity Fund	5.03%	2.52%	10.06%	10.69%	22.01%	8.81%	10.69%	9.43%	20.75%	0.00%	0.00%	0.26570%
OMR Fidelity Asia	0.00%	0.00%	0.00%	0.00%	0.00%	0.00%	0.00%	10.92%	0.00%	0.00%	89.08%	0.00000%
OMR Prof Liontrust UK Sm Cos	0.00%	0.00%	0.00%	0.00%	0.00%	0.00%	0.00%	0.00%	2.13%	0.00%	97.87%	0.29474%
UK Balanced Equity Pen Standard	0.00%	0.00%	0.00%	0.00%	100.00%	0.00%	0.00%	0.00%	0.00%	0.00%	0.00%	0.00000%
L&G Future World Sust UK Equity 6	2.08%	2.68%	7.14%	37.50%	25.00%	7.74%	10.12%	7.74%	0.00%	0.00%	0.00%	0.28920%
OMR Index Balanced	0.00%	0.00%	0.00%	0.00%	0.00%	0.00%	0.00%	3.94%	92.91%	3.15%	0.00%	Not Available
ESI Global Emerging Markets Equity	1.20%	1.60%	8.80%	2.00%	6.40%	78.00%	2.00%	0.00%	0.00%	0.00%	0.00%	0.15245%
OMR BRock Eur Dyn (classFA) S2	0.00%	0.00%	0.00%	0.00%	0.00%	0.00%	0.00%	17.13%	16.57%	4.70%	61.60%	0.36469%
Investec Cautious Managed Fund	2.38%	0.00%	0.00%	0.00%	0.00%	0.60%	0.00%	7.14%	45.83%	26.79%	17.26%	0.63000%
OMR Invesco UK Eq Income (UK)	0.23%	0.00%	0.00%	0.00%	0.00%	0.00%	0.00%	18.06%	0.00%	0.00%	81.71%	0.00000%
OMR QI Cirilium Balanced Port S2	0.00%	0.00%	0.00%	0.00%	0.00%	0.00%	0.00%	5.77%	0.00%	69.23%	25.00%	Not Available
Pacific (ex Japan) Equity Index Tracker	0.00%	0.00%	0.00%	1.58%	4.21%	7.37%	15.79%	71.05%	0.00%	0.00%	0.00%	0.02500%
Guardian PM-B Managed	4.46%	0.00%	1.79%	2.68%	8.04%	1.79%	2.68%	78.57%	0.00%	0.00%	0.00%	0.09865%
OMR Fidelity Asia S2	0.00%	0.00%	0.00%	0.00%	0.00%	0.00%	0.00%	14.39%	0.00%	9.85%	75.76%	0.00000%
OMR BlackRock UK S2	0.00%	0.00%	0.00%	0.00%	0.00%	0.00%	0.00%	10.78%	12.57%	0.60%	76.05%	0.53263%



ReAssure

Man GLG Stockmarket Managed Fund	3.62%	0.00%	0.72%	21.74%	34.78%	7.97%	8.70%	7.25%	15.22%	0.00%	0.00%	Not Available
OMR QI US Equity Growth JPM S2	0.00%	0.00%	0.00%	0.00%	0.00%	0.00%	0.00%	10.74%	23.49%	37.58%	28.19%	Not Available
OMR Jan Hend US Growth	0.32%	0.00%	0.00%	0.00%	0.00%	0.00%	0.00%	11.39%	0.00%	0.00%	88.29%	Not Available
OMR Fidelity Gbl Special Sits S2	0.00%	0.00%	0.00%	0.00%	0.00%	0.00%	0.00%	8.14%	0.00%	6.33%	85.52%	0.00000%
OMR Prof LifeStyle Gilt	0.92%	1.83%	0.00%	0.00%	11.01%	16.51%	10.09%	16.51%	7.34%	32.11%	3.67%	0.00000%
OMR Prof Jan Hend Eu SI Opp	0.00%	0.00%	0.00%	0.00%	0.00%	0.00%	0.00%	3.33%	0.00%	0.00%	96.67%	0.16400%
Schroder UK Smaller Companies Fund	1.86%	0.00%	0.00%	0.62%	0.00%	0.00%	0.00%	9.94%	0.00%	4.97%	82.61%	0.00000%
OMR Jupiter Income Trust	0.00%	0.00%	0.00%	0.00%	0.00%	0.00%	0.00%	14.13%	0.00%	0.00%	85.87%	0.17218%
OMR Jupiter UK Mid Cap S2	0.00%	0.00%	0.00%	0.00%	0.00%	0.00%	0.00%	17.23%	13.03%	4.20%	65.55%	0.26454%
OMR Schroder UK Mid 250	0.00%	0.00%	0.00%	0.00%	0.00%	0.00%	0.00%	17.31%	0.00%	0.00%	82.69%	0.12823%
OMR AXA Framlington Health S2	0.00%	0.00%	0.00%	0.00%	0.00%	0.00%	0.00%	7.59%	24.05%	7.59%	60.76%	0.17320%
OMR QI Ethical Equity S2	0.00%	0.00%	0.00%	0.00%	0.00%	18.99%	26.58%	3.80%	30.38%	7.59%	12.66%	Not Available
Cash 5	0.00%	0.00%	0.00%	1.18%	4.71%	70.59%	7.06%	16.47%	0.00%	0.00%	0.00%	-0.01563%
OMR AXA Fram UK Select Opps	0.00%	0.00%	0.00%	0.00%	0.00%	0.00%	0.00%	21.27%	0.00%	0.00%	78.73%	0.26770%
OMR Fidelity Special Sits S2	0.00%	0.00%	0.00%	0.00%	0.00%	0.00%	0.00%	11.57%	0.00%	7.02%	81.40%	0.00000%
OMR Fidelity UK Select	0.00%	0.00%	0.00%	0.00%	0.00%	0.00%	0.00%	12.35%	0.00%	0.00%	87.65%	0.00000%
OMR AXA Fram UK Select Opps S2	0.00%	0.00%	0.00%	0.00%	0.00%	0.00%	0.00%	16.97%	2.42%	1.21%	79.39%	0.26770%
Pensions Money Market LStyle	0.28%	2.80%	0.56%	0.00%	0.56%	3.92%	1.12%	90.76%	0.00%	0.00%	0.00%	0.00470%
OMR QI China Equity Henderson	0.00%	0.00%	0.00%	0.00%	0.00%	0.00%	0.00%	21.18%	0.00%	0.00%	78.82%	Not Available
L&G Cash Fund (GEN 14)	0.98%	4.26%	13.77%	13.44%	14.43%	10.16%	5.25%	37.70%	0.00%	0.00%	0.00%	-0.01563%
OMR Jupiter European	0.00%	0.00%	0.00%	0.00%	0.00%	0.00%	0.00%	7.00%	0.00%	0.00%	93.00%	0.01660%
OMR QI US Equity Growth JPM	0.00%	0.00%	0.00%	0.00%	0.00%	0.00%	0.00%	7.74%	0.00%	0.00%	92.26%	Not Available
Overseas Equity (B)	0.60%	0.00%	1.20%	44.58%	24.70%	5.42%	1.81%	21.69%	0.00%	0.00%	0.00%	0.05146%
Deposit (B)	20.56%	51.71%	10.28%	6.23%	4.05%	1.25%	2.18%	3.74%	0.00%	0.00%	0.00%	0.00470%
OMR QI Creation Dynamic Port S2	0.00%	0.00%	0.00%	0.00%	0.00%	0.00%	0.00%	1.63%	0.00%	0.00%	98.37%	Not Available
OMR Stewart Inv Asia Pac Ldrs	0.00%	0.00%	0.00%	0.00%	0.00%	0.00%	0.00%	16.86%	0.00%	0.00%	83.14%	0.10600%
Aggressive Growth 5	0.00%	0.91%	0.00%	0.00%	2.73%	6.36%	7.27%	82.73%	0.00%	0.00%	0.00%	0.07928%
OMR Schroder Managed Balanced S2	0.00%	0.00%	0.00%	12.07%	34.48%	8.62%	24.14%	5.17%	8.62%	5.17%	1.72%	0.30716%
OMR QI Prec Met Eq BlackRock S2	0.10%	0.00%	0.00%	0.00%	0.00%	0.00%	0.10%	41.72%	0.00%	10.41%	47.67%	Not Available
OMR AXA Framlington Gbl Tech	0.00%	0.00%	0.00%	0.00%	0.00%	0.00%	0.00%	3.33%	0.00%	0.00%	96.67%	0.10670%
OMR L&G UK Property Feeder	0.00%	0.00%	0.00%	0.00%	0.00%	0.00%	0.00%	24.66%	0.00%	0.00%	75.34%	-0.52807%
OMR AXA Framlington Biotech S2	0.00%	0.00%	0.00%	0.00%	0.00%	0.00%	0.00%	10.69%	32.82%	9.92%	46.56%	0.66300%
OMR iShares Cont Eur Eq Ind UK S2	7.45%	59.63%	12.42%	0.62%	10.56%	1.24%	0.00%	5.59%	0.62%	1.86%	0.00%	0.13359%
OMR Liontrust Balanced	0.00%	0.00%	0.00%	0.00%	0.00%	0.00%	0.00%	13.69%	0.00%	0.00%	86.31%	-0.04318%



ReAssure

OMR Schroder US Smaller Cos S2	0.00%	0.00%	0.00%	0.00%	0.00%	0.00%	0.00%	23.77%	0.00%	9.43%	66.80%	0.24985%
Pensions UK Fixed Interest	0.62%	0.00%	0.00%	0.00%	0.62%	0.37%	3.10%	95.29%	0.00%	0.00%	0.00%	0.00770%
JPM Life UK Specialist Equity Fund	6.78%	0.85%	4.24%	19.49%	17.80%	5.08%	21.19%	15.25%	8.47%	0.85%	0.00%	0.26110%
OMR QI UK Eq LCp VI BNY Mellon	0.00%	0.00%	0.00%	0.00%	0.00%	0.00%	0.00%	7.87%	0.00%	0.00%	92.13%	Not Available
OMR Liontrust Balanced S2	0.93%	0.00%	0.00%	0.00%	0.00%	0.00%	0.00%	4.67%	1.87%	2.80%	89.72%	-0.04318%
OMR Jupiter Global Equity S2	0.00%	0.00%	0.00%	0.00%	0.00%	0.00%	0.00%	0.00%	0.00%	57.89%	42.11%	0.26718%
Building Society Linked 6	1.16%	0.00%	8.14%	34.88%	17.44%	5.81%	10.47%	22.09%	0.00%	0.00%	0.00%	0.00000%
OMR Margetts Sentinel Ent S2	0.00%	0.00%	0.00%	0.00%	0.00%	0.00%	0.00%	0.00%	0.00%	0.00%	100.00%	Not Available
OMR Prof LifeStyle Deposit	0.00%	8.77%	14.04%	14.04%	17.54%	3.51%	1.75%	15.79%	24.56%	0.00%	0.00%	0.01161%
BNY Mellon International Bond Fund	1.32%	0.00%	0.00%	0.00%	7.95%	26.49%	15.89%	21.85%	14.57%	7.95%	3.97%	Not Available
OMR QI UK Eq LgCp Inc Artemis	0.00%	0.00%	0.00%	0.00%	0.00%	0.00%	0.00%	15.27%	0.00%	0.00%	84.73%	Not Available
OMR Invesco Mthly Inc Pls (UK) S2	0.00%	0.00%	0.00%	0.00%	0.00%	0.00%	0.00%	19.43%	4.24%	19.79%	56.54%	0.15000%
Far Eastern 5	1.36%	0.00%	1.36%	0.68%	9.52%	32.65%	12.93%	41.50%	0.00%	0.00%	0.00%	0.01954%
OMR QI UK Equity Index	0.00%	0.00%	0.00%	0.00%	0.00%	0.00%	0.45%	50.45%	34.38%	13.96%	0.75%	Not Available
Choices Equity	0.00%	0.00%	0.00%	0.00%	0.00%	1.45%	1.45%	97.10%	0.00%	0.00%	0.00%	0.04974%
Global Equity Tracker	1.54%	46.92%	18.46%	3.08%	3.08%	2.31%	3.08%	21.54%	0.00%	0.00%	0.00%	0.05927%
OMR abrdn Emerging Mkts Eq S2	0.00%	0.00%	0.00%	0.00%	0.24%	0.00%	0.24%	30.14%	26.79%	22.01%	20.57%	0.22730%
Stakeholder UK Fixed Interest	0.00%	3.45%	0.49%	0.00%	0.49%	3.45%	0.00%	92.12%	0.00%	0.00%	0.00%	0.00770%
OMR QI Euro exUK Eq Henderson	0.00%	0.00%	0.00%	0.00%	0.00%	0.00%	0.00%	19.33%	0.00%	0.00%	80.67%	Not Available
OMR HSBC FTSE 100 Index S2	27.03%	10.81%	37.84%	6.76%	2.70%	8.11%	0.00%	5.41%	1.35%	0.00%	0.00%	0.00000%
OMR Premier Monthly Income	0.00%	0.00%	0.00%	0.00%	0.00%	0.00%	0.00%	17.45%	0.00%	0.00%	82.55%	0.10000%
OMR QI US EqSm/MidCp Schroder S2	0.00%	0.00%	0.00%	0.00%	0.00%	0.00%	0.00%	29.51%	0.00%	37.94%	32.55%	Not Available
Property	0.48%	0.00%	0.00%	0.00%	0.00%	0.00%	1.45%	8.70%	15.94%	12.08%	61.35%	Not Available
L&G North American Fund (GEN 14)	8.47%	10.17%	22.03%	20.34%	20.34%	5.08%	5.08%	8.47%	0.00%	0.00%	0.00%	0.09338%
OMR Jupiter Merlin Bal Port	0.00%	0.00%	0.00%	0.00%	0.00%	0.00%	0.00%	0.00%	0.00%	0.00%	100.00%	0.18211%
OMR Jan Hend Global Eq	0.00%	0.00%	0.00%	0.00%	0.00%	0.00%	0.00%	10.96%	0.00%	0.00%	89.04%	Not Available
Global Equity	0.00%	0.00%	0.00%	3.03%	4.04%	4.04%	1.01%	87.88%	0.00%	0.00%	0.00%	0.07851%
OMR Jan Hend Gbl Technology Leaders S2	0.00%	0.00%	0.00%	0.00%	0.00%	0.00%	0.00%	6.82%	0.00%	30.68%	62.50%	Not Available
Japanese Equity Index 6	0.42%	3.36%	4.62%	41.60%	26.47%	8.82%	4.20%	10.50%	0.00%	0.00%	0.00%	-0.00304%
OMR iShares US Eq Index (UK)	0.00%	0.00%	0.00%	0.00%	0.00%	0.00%	0.00%	77.55%	20.41%	2.04%	0.00%	-0.02995%
D M Balanced	0.00%	0.00%	0.00%	0.00%	0.00%	0.00%	0.00%	2.50%	0.00%	0.00%	97.50%	Not Available
OMR Invesco China Equity (UK)	0.00%	0.00%	0.00%	0.00%	0.00%	0.00%	0.00%	18.88%	0.00%	0.00%	81.12%	1.44000%
OMR Prof Fixed Interest	0.99%	0.00%	0.00%	0.00%	18.81%	15.84%	8.91%	17.82%	14.85%	5.94%	16.83%	Not Available
OMR M&G Global Themes S2	0.00%	0.00%	0.00%	0.00%	0.00%	0.00%	0.00%	31.16%	41.84%	13.06%	13.95%	0.07170%



ReAssure

OMR Jupiter UK Mid Cap	0.00%	0.00%	0.00%	0.00%	0.00%	0.00%	0.00%	19.05%	0.00%	0.00%	80.95%	0.26454%
OMR UK Equity	0.00%	0.00%	0.00%	0.00%	0.00%	0.00%	0.00%	10.00%	0.00%	0.00%	90.00%	Not Available
Henderson Sterling Bond Fund	0.49%	0.00%	0.00%	0.00%	0.00%	0.00%	0.00%	9.76%	44.88%	27.32%	17.56%	0.11970%
Pensions Defensive	0.00%	0.00%	0.00%	0.00%	0.00%	0.00%	0.00%	100.00%	0.00%	0.00%	0.00%	0.02964%
European 5	0.94%	0.94%	0.00%	0.94%	15.09%	33.02%	16.98%	32.08%	0.00%	0.00%	0.00%	0.16989%
OMR Jan Hend Euro Smaller Cos	0.00%	0.00%	0.00%	0.00%	0.00%	0.00%	0.00%	8.00%	0.00%	0.00%	92.00%	Not Available
OMR Index Cautious S2	10.96%	1.37%	16.44%	0.00%	2.74%	63.01%	0.00%	0.00%	4.11%	1.37%	0.00%	Not Available
OMR M&G Optimal Income S2	0.00%	0.00%	0.00%	0.00%	0.00%	2.60%	37.31%	31.45%	22.99%	0.43%	5.21%	0.23020%
OMR QI China Equity Henderson S2	0.00%	0.00%	0.00%	0.00%	0.00%	0.00%	0.00%	20.00%	0.00%	7.80%	72.20%	Not Available
OMR Jan Hend Fxd Int Mth Inc S2	1.34%	0.00%	0.00%	0.00%	0.81%	1.34%	2.69%	48.66%	36.02%	5.91%	3.23%	Not Available
OMR QI UK Eq LgCp Inc Artemis S2	0.00%	0.00%	0.00%	0.00%	0.00%	0.00%	0.00%	13.01%	11.64%	2.74%	72.60%	Not Available
OMR Prof iShrs Jap Eq Ind	1.52%	0.00%	33.33%	18.18%	18.18%	6.06%	7.58%	1.52%	9.09%	4.55%	0.00%	0.02900%
L&G US Equity Index Fund (GEN 14)	12.50%	33.33%	20.83%	16.67%	8.33%	0.00%	8.33%	0.00%	0.00%	0.00%	0.00%	0.00456%
Managed (P95)	45.83%	2.78%	0.00%	2.08%	2.78%	4.86%	2.78%	38.89%	0.00%	0.00%	0.00%	0.09865%
Allianz Strategic Bond Fund	3.45%	0.00%	0.00%	0.00%	0.00%	0.00%	0.00%	4.31%	8.62%	44.83%	38.79%	0.04951%
World Selection Cautious	0.00%	0.00%	0.00%	0.00%	0.00%	0.00%	0.00%	0.00%	100.00%	0.00%	0.00%	0.06939%
Investment Pathways 1 S2	0.00%	0.00%	0.00%	0.00%	30.30%	51.52%	12.12%	6.06%	0.00%	0.00%	0.00%	0.04614%
Investec Global Environment Fund	0.00%	0.00%	0.00%	0.00%	0.00%	0.00%	0.00%	12.69%	28.46%	33.46%	25.38%	0.50000%
L&G European Equity Index Fund (GEN 14)	0.00%	23.08%	23.08%	12.82%	30.77%	2.56%	2.56%	5.13%	0.00%	0.00%	0.00%	0.02024%
Distribution Fund 5	0.00%	0.00%	0.00%	4.08%	2.04%	69.39%	16.33%	8.16%	0.00%	0.00%	0.00%	0.09428%
OMR QI Nat Res Eq Janus Hend S2	0.66%	0.00%	0.00%	0.00%	0.00%	0.00%	0.00%	27.54%	0.00%	6.56%	65.25%	Not Available
OMR QI Global Unconstrained Eq S2	0.00%	0.00%	0.00%	0.00%	0.00%	0.00%	0.00%	10.87%	9.78%	3.26%	76.09%	Not Available
Managed (F95)	44.76%	2.80%	1.40%	1.40%	2.80%	5.59%	3.50%	37.76%	0.00%	0.00%	0.00%	0.09865%
OMR AXA Framlington Biotech	0.00%	0.00%	0.00%	0.00%	0.00%	0.00%	0.00%	6.49%	0.00%	0.00%	93.51%	0.66300%
OMR Fidelity American S2	0.00%	0.00%	0.00%	0.00%	0.00%	0.00%	0.00%	9.09%	0.00%	9.09%	81.82%	0.00000%
OMR Invesco Pacific (UK)	0.00%	0.00%	0.00%	0.00%	0.00%	0.00%	0.00%	16.85%	0.00%	0.00%	83.15%	0.13000%
OMR abrdn Emerging Mkts Eq	0.00%	0.00%	0.00%	0.00%	0.00%	0.00%	0.00%	23.29%	0.00%	0.00%	76.71%	0.22730%
Schroder Tokyo Fund	1.36%	0.00%	0.00%	0.00%	0.00%	0.00%	0.00%	13.61%	5.44%	27.89%	51.70%	0.07889%
Global Equity IT (Fixed Weights)	0.00%	0.00%	0.00%	2.00%	2.00%	0.00%	10.00%	86.00%	0.00%	0.00%	0.00%	0.02771%
OMR M&G Managed Growth S2	0.00%	0.00%	0.00%	0.00%	0.00%	0.00%	4.00%	15.00%	24.00%	28.00%	29.00%	0.21130%
OMR Prof JPM Emg Mkt Inv Trust	0.00%	0.00%	0.00%	0.00%	0.00%	0.00%	5.41%	0.00%	24.32%	24.32%	45.95%	Not Available
North American 5	0.00%	0.00%	0.00%	2.78%	41.67%	15.28%	11.11%	29.17%	0.00%	0.00%	0.00%	0.09338%
OMR Invesco UK Opps (UK) S2	0.00%	0.00%	0.00%	0.00%	0.00%	0.00%	0.00%	18.09%	8.51%	0.00%	73.40%	0.47000%
OMR iShares Jap Eq Idx UK S2	49.65%	34.73%	8.62%	1.17%	3.03%	0.23%	0.00%	2.10%	0.47%	0.00%	0.00%	0.02900%



ReAssure

OMR BlackRock UK Smaller Cos S2	0.00%	0.00%	0.00%	0.00%	0.00%	0.00%	0.00%	17.82%	1.98%	0.00%	80.20%	0.51049%
OMR HSBC Global Strat Bal Port S2	0.00%	0.00%	0.00%	17.86%	7.14%	53.57%	0.00%	0.00%	3.57%	10.71%	7.14%	0.03994%
Unitised-With Profits FPF1	0.00%	2.30%	13.79%	12.64%	33.33%	19.54%	10.34%	8.05%	0.00%	0.00%	0.00%	0.11793%
OMR Schroder UK Alpha Plus	0.00%	0.00%	0.00%	0.00%	0.00%	0.00%	0.00%	12.00%	0.00%	0.00%	88.00%	0.17563%
OMR Jupiter Merlin Bal Port S2	0.00%	0.00%	0.00%	0.00%	0.00%	0.00%	0.00%	4.17%	0.00%	0.00%	95.83%	0.18211%
OMR L&G Pacific Index Trust S2	10.20%	32.65%	24.49%	2.04%	8.16%	6.12%	0.00%	1.02%	11.22%	4.08%	0.00%	0.01592%
OMR QI Em Mkts Eq Growth JPM S2	0.00%	0.00%	0.00%	0.00%	0.00%	0.00%	0.00%	38.46%	0.00%	0.92%	60.62%	Not Available
OMR HSBC Global Strat Bal Port	0.00%	0.00%	0.00%	0.00%	0.00%	0.00%	0.00%	5.56%	11.11%	72.22%	11.11%	0.03994%
OMR Schroder UK Smaller Cos	0.00%	0.00%	0.00%	0.00%	0.00%	0.00%	0.00%	5.78%	0.00%	0.00%	94.22%	0.00000%
OMR abrdn UK Real Estate Share S2	0.00%	0.00%	0.00%	0.00%	0.00%	0.00%	10.76%	25.95%	12.66%	2.53%	48.10%	0.23160%
OMR LifeStyle Deposit S2	43.06%	15.28%	4.17%	0.00%	34.72%	0.00%	2.78%	0.00%	0.00%	0.00%	0.00%	0.01161%
OMR Jupiter Financial Opps S2	0.00%	0.00%	0.00%	0.00%	0.00%	0.00%	0.00%	24.56%	0.00%	3.51%	71.93%	0.52599%
OMR Artemis UK Smaller Cos	0.00%	0.00%	0.00%	0.00%	0.00%	0.00%	0.00%	18.00%	0.00%	0.00%	82.00%	0.10000%
OMR Stewart Inv Gbl Em Mk Ldrs S2	0.00%	0.00%	0.00%	0.00%	0.00%	0.00%	0.00%	28.48%	10.30%	10.30%	50.91%	0.08800%
OMR Invesco Mthly Inc Pls (UK)	0.00%	0.00%	0.00%	0.00%	0.00%	0.00%	0.00%	24.19%	0.00%	0.00%	75.81%	0.15000%
OMR Invesco Europn Sm Cos (UK)	0.00%	0.00%	0.00%	0.00%	0.00%	0.00%	0.00%	10.94%	0.00%	0.00%	89.06%	0.47000%
OMR FTF Martin Currie Japan Equity S2	0.00%	0.00%	0.00%	0.00%	0.00%	0.79%	44.44%	11.11%	29.37%	0.79%	13.49%	Not Available
OMR QI Nat Res Eq Janus Hend	0.00%	0.00%	0.00%	0.00%	0.00%	0.00%	0.00%	28.69%	0.00%	0.00%	71.31%	Not Available
OMR Schroder UK Mid 250 S2	0.00%	0.00%	0.00%	0.00%	0.00%	0.00%	0.00%	20.99%	0.00%	6.79%	72.22%	0.12823%
OMR Jupiter UK Alpha (A) S2	0.00%	0.00%	0.00%	0.00%	0.00%	0.00%	0.00%	12.28%	8.77%	12.28%	66.67%	0.03923%
OMR F&C Investment Trust S2	0.00%	0.00%	0.00%	27.50%	12.50%	35.00%	2.50%	2.50%	12.50%	7.50%	0.00%	Not Available
OMR QI Creation Balanced Port S2	0.00%	0.00%	0.00%	0.00%	0.00%	0.00%	0.00%	8.00%	0.00%	0.00%	92.00%	Not Available
OMR Jupiter North American Eq S2	0.00%	0.00%	0.00%	0.00%	0.00%	0.00%	0.93%	14.02%	1.87%	19.63%	63.55%	0.12620%
OMR QI UK Equity Opp Artemis	0.50%	0.00%	0.00%	0.00%	0.00%	0.00%	0.00%	18.59%	0.00%	0.00%	80.90%	Not Available
OMR Schroder Gbl Cit Real Est S2	0.00%	0.00%	0.00%	0.00%	0.00%	0.00%	0.00%	35.90%	0.00%	2.99%	61.11%	0.18538%
OMR HSBC FTSE All Share S2	18.97%	55.17%	14.66%	0.00%	3.45%	0.00%	0.86%	6.03%	0.86%	0.00%	0.00%	-0.00540%
OMR BlackRock Cash	0.00%	0.00%	0.00%	0.00%	0.00%	0.00%	0.00%	13.89%	69.44%	16.67%	0.00%	0.01231%
OMR AXA Framlington Global Sust Mgd S2	0.00%	0.00%	0.00%	0.00%	0.00%	0.00%	0.00%	8.57%	25.71%	2.86%	62.86%	0.14830%
OMR M&G Global Dividend S2	0.00%	0.00%	0.00%	0.00%	0.00%	0.70%	62.68%	6.34%	13.38%	0.00%	16.90%	0.06660%
OMR AXA Framlington FinTech	0.62%	0.00%	0.00%	0.00%	0.00%	0.00%	0.00%	20.37%	0.00%	0.00%	79.01%	0.51290%
Fixed Interest Pen Standard	0.00%	0.00%	0.00%	0.00%	98.04%	1.96%	0.00%	0.00%	0.00%	0.00%	0.00%	0.00386%
UK Equity Index 5	0.00%	1.96%	9.80%	50.98%	11.76%	0.00%	1.96%	23.53%	0.00%	0.00%	0.00%	0.03694%
OMR Schroder Blended Portfolio 6 S2	0.00%	0.00%	0.00%	0.00%	0.00%	0.00%	0.00%	0.00%	16.67%	0.00%	83.33%	Not Available
OMR HSBC Global Strat Dyn Port S2	0.00%	0.00%	0.00%	29.17%	8.33%	54.17%	0.00%	0.00%	0.00%	4.17%	4.17%	0.02744%



ReAssure

Investment Pathways 3 S2	0.00%	0.00%	0.00%	0.00%	47.62%	33.33%	9.52%	9.52%	0.00%	0.00%	0.00%	0.03276%
OMR Artemis UK Select	0.00%	0.00%	0.00%	0.00%	0.00%	0.00%	0.00%	12.24%	0.00%	0.00%	87.76%	0.09000%
OMR Ninety One Global Gold S2	0.00%	0.00%	0.00%	0.00%	0.00%	0.00%	0.00%	25.58%	22.09%	16.28%	36.05%	0.38000%
OMR L&G Intl Index Trust S2	0.00%	0.00%	25.00%	7.14%	25.00%	0.00%	3.57%	10.71%	7.14%	3.57%	17.86%	0.02269%
Investment Pathways 4 S2	0.00%	0.00%	0.00%	0.00%	33.33%	33.33%	12.12%	21.21%	0.00%	0.00%	0.00%	0.03786%
OMR Jupiter India S2	0.00%	0.00%	0.00%	0.00%	0.00%	0.00%	0.00%	20.18%	0.00%	0.00%	79.82%	0.06017%
Pacific (ex Japan) Equity	2.94%	0.00%	4.41%	0.00%	5.88%	2.94%	5.88%	77.94%	0.00%	0.00%	0.00%	0.02500%
OMR M&G Global Themes	0.00%	0.00%	0.00%	0.00%	0.00%	0.00%	0.00%	27.62%	0.00%	0.00%	72.38%	0.07170%
OMR BNY Mellon Asian Opportunities S2	0.82%	0.00%	0.00%	0.00%	0.00%	0.00%	0.00%	10.66%	12.30%	36.07%	40.16%	0.32451%
OMR Jan Hend Euro Select Opps S2	0.00%	0.00%	0.00%	0.00%	0.00%	0.00%	0.00%	5.63%	4.23%	1.41%	88.73%	0.16400%
OMR QI Creation Moderate Port	0.00%	0.00%	0.00%	0.00%	0.00%	0.00%	0.00%	0.00%	0.00%	0.00%	100.00%	Not Available
OMR abrdn UK Real Estate Share	0.00%	0.00%	0.00%	0.00%	0.00%	0.00%	0.00%	22.07%	0.00%	0.00%	77.93%	0.23160%
OMR First Sentier Gbl List Inf S2	0.00%	0.00%	0.00%	0.00%	0.00%	0.00%	0.00%	20.45%	5.68%	46.59%	27.27%	0.20000%
OMR HSBC FTSE 250 Index S2	19.81%	27.36%	34.91%	2.83%	1.89%	5.66%	0.00%	0.94%	2.83%	3.77%	0.00%	0.00949%
OMR QI Global Unconstrained Eq	0.00%	0.00%	0.00%	0.00%	0.00%	0.00%	0.00%	18.69%	0.00%	0.00%	81.31%	Not Available
OMR abrdn UK Real Estate Feeder	0.00%	0.00%	0.00%	0.00%	0.00%	0.00%	0.00%	29.74%	0.00%	0.00%	70.26%	0.00000%
North American Equity Tracker	0.00%	83.87%	3.23%	0.00%	3.23%	0.00%	0.00%	9.68%	0.00%	0.00%	0.00%	0.08100%
OMR CT UK Equity Inc S2	0.00%	0.00%	0.00%	0.00%	0.00%	0.00%	0.00%	18.07%	3.61%	2.41%	75.90%	Not Available
OMR Artemis High Income S2	0.00%	0.00%	0.00%	0.00%	0.00%	0.00%	0.71%	26.43%	16.43%	2.86%	53.57%	0.15000%
OMR abrdn UK Real Estate Feed S2	0.32%	0.00%	0.00%	0.00%	0.00%	0.00%	0.32%	35.87%	6.67%	15.87%	40.95%	0.00000%
OMR Jan Hend Asia Pac Cap Gth	0.00%	0.00%	0.00%	0.00%	0.00%	0.00%	0.00%	25.36%	0.00%	0.00%	74.64%	Not Available
OMR AXA Fram Monthly Income	0.00%	0.00%	0.00%	0.00%	0.00%	0.00%	0.00%	18.46%	0.00%	0.00%	81.54%	0.05220%
Stockmarket Managed	1.19%	0.00%	0.00%	38.10%	25.00%	3.57%	4.76%	27.38%	0.00%	0.00%	0.00%	0.04441%
OMR Artemis High Income	0.00%	0.00%	0.00%	0.00%	0.00%	0.00%	0.00%	29.93%	0.00%	0.00%	70.07%	0.15000%
OMR Schroder Global Healthcare	0.00%	0.00%	0.00%	0.00%	0.00%	0.00%	0.00%	6.25%	0.00%	0.00%	93.75%	0.15323%
OMR Rathbone Global Opps S2	0.00%	0.00%	0.00%	0.00%	0.00%	0.00%	0.00%	8.25%	20.62%	16.49%	54.64%	Not Available
OMR abrdn European Smaller Cos	0.00%	0.00%	0.00%	0.00%	0.00%	0.00%	0.00%	9.30%	0.00%	0.00%	90.70%	0.00110%
OMR Fidelity Am Special Sits S2	0.00%	0.00%	0.00%	0.00%	0.00%	0.00%	0.00%	17.91%	0.00%	22.39%	59.70%	0.00000%
International 5	0.00%	0.00%	0.00%	0.00%	6.78%	55.93%	10.17%	27.12%	0.00%	0.00%	0.00%	0.07406%
OMR Jupiter North American Eq	0.00%	0.00%	0.00%	0.00%	0.00%	0.00%	0.00%	0.00%	0.00%	0.00%	100.00%	0.12620%
OMR AXA Fram American Growth S2	0.00%	0.00%	0.00%	0.00%	0.00%	0.00%	0.00%	10.91%	27.27%	10.91%	50.91%	0.28560%
OMR Schroder Asian Alpha Plus	0.00%	0.00%	0.00%	0.00%	0.00%	0.00%	0.00%	9.86%	0.00%	0.00%	90.14%	0.14196%
OMR Margetts Sentinel Univers S2	0.00%	0.00%	0.00%	0.00%	0.00%	0.00%	0.00%	0.00%	0.00%	0.00%	100.00%	Not Available
With Profits (C)	2.34%	1.67%	51.51%	11.04%	11.04%	3.01%	1.34%	18.06%	0.00%	0.00%	0.00%	0.03208%



ReAssure

OMR QI Gbl Eq Value BNY Mellon S2	0.00%	0.00%	0.00%	0.00%	0.00%	0.00%	0.00%	8.99%	11.24%	2.25%	77.53%	Not Available	
OMR CT Latin America	0.00%	0.00%	0.00%	0.00%	0.00%	0.00%	0.00%	31.42%	0.00%	0.00%	68.58%	Not Available	
Global Equity Index Tracker	0.00%	0.00%	2.38%	0.00%	97.62%	0.00%	0.00%	0.00%	0.00%	0.00%	0.00%	0.04951%	
OMR M&G Recovery	0.00%	0.00%	0.00%	0.00%	0.00%	0.00%	0.00%	28.34%	0.00%	0.00%	71.66%	0.00000%	
OMR CT Latin America S2	0.55%	0.00%	0.00%	0.00%	0.00%	0.00%	0.00%	25.41%	9.94%	7.18%	56.91%	Not Available	
OMR Fidelity Open World	0.00%	0.00%	0.00%	0.00%	0.00%	0.00%	0.00%	17.71%	0.00%	0.00%	82.29%	0.00000%	
OMR Artemis SmartGARP Eupn Eq	0.00%	0.00%	0.00%	0.00%	0.00%	0.00%	0.00%	35.08%	0.00%	0.00%	64.92%	0.38000%	
OMR iShares Cont Eur Eq Ind UK	0.00%	0.00%	0.00%	0.00%	0.00%	0.00%	65.38%	7.69%	23.08%	3.85%	0.00%	0.13359%	
OMR QI Japanese Eq Schr	0.40%	0.00%	0.00%	0.00%	0.00%	0.00%	0.00%	32.39%	0.00%	0.00%	67.21%	Not Available	
OMR Invesco UK Eq Income (UK) S2	0.00%	0.00%	0.00%	0.00%	0.00%	0.00%	0.00%	25.17%	3.97%	3.31%	67.55%	0.00000%	
OMR Liontrust Special Sits S2	0.00%	0.00%	0.00%	0.00%	0.00%	0.00%	0.00%	14.29%	0.00%	15.71%	70.00%	0.07010%	
OMR BNY Mellon Asian Opportunities	0.00%	0.00%	0.00%	0.00%	0.00%	0.00%	0.00%	23.86%	0.00%	0.00%	76.14%	0.32451%	
Japanese Equity Index Tracker	0.00%	0.00%	3.45%	2.59%	18.97%	6.03%	10.34%	58.62%	0.00%	0.00%	0.00%	0.07710%	
OMR Jupiter UK Alpha S2	0.00%	0.00%	0.00%	0.00%	3.53%	36.47%	4.71%	10.59%	11.76%	20.00%	12.94%	0.03923%	
European Equity	1.18%	44.71%	22.35%	7.06%	0.00%	1.18%	1.18%	22.35%	0.00%	0.00%	0.00%	-0.04420%	
OMR Jan Hend Global Sust Eqty	0.00%	0.00%	0.00%	0.00%	0.00%	0.00%	0.00%	2.70%	0.00%	0.00%	97.30%	Not Available	
OMR Ninety One Am Franchise	0.00%	0.00%	0.00%	0.00%	0.00%	0.00%	0.00%	10.98%	0.00%	0.00%	89.02%	0.01000%	
Stakeholder Pension Money Market	0.98%	0.98%	0.98%	0.00%	0.00%	3.92%	0.00%	93.14%	0.00%	0.00%	0.00%	0.00470%	
OMR TB Guinness Global Energy S2	0.00%	0.00%	0.00%	0.00%	0.00%	0.00%	0.00%	5.56%	38.89%	41.67%	2.78%	11.11%	Not Available
OMR Jan Hend Global Eq S2	0.00%	0.00%	0.00%	0.00%	0.00%	0.00%	0.00%	14.52%	0.00%	0.00%	85.48%	Not Available	
UK and Global Equity Tracker (Universal)	0.00%	0.00%	0.00%	0.00%	64.71%	5.88%	11.76%	17.65%	0.00%	0.00%	0.00%	0.04275%	
OMR QI Asia Pc xJp LC Eq Inv	0.00%	0.00%	0.00%	0.00%	0.00%	0.00%	0.00%	29.29%	0.00%	0.00%	70.71%	Not Available	
OMR QI UK Equity Opp Artemis S2	0.00%	0.00%	0.00%	0.00%	0.00%	0.00%	0.00%	9.46%	22.97%	0.00%	67.57%	Not Available	
Global Equity Index Tracker	0.00%	0.00%	0.00%	0.00%	100.00%	0.00%	0.00%	0.00%	0.00%	0.00%	0.00%	0.04951%	
OMR Schroder Income	0.00%	0.00%	0.00%	0.00%	0.00%	0.00%	0.00%	12.22%	0.00%	0.00%	87.78%	0.13562%	
OMR Liontrust Global Dividend	0.00%	0.00%	0.00%	0.00%	0.00%	0.00%	0.00%	33.08%	0.00%	0.00%	66.92%	-0.80816%	
OMR BlackRock UK Smaller Cos	0.00%	0.00%	0.00%	0.00%	0.00%	0.00%	0.00%	25.53%	0.00%	0.00%	74.47%	0.51049%	
OMR Allianz Emerging Mkts Eq	0.00%	0.00%	0.00%	0.00%	0.00%	0.00%	0.00%	31.40%	0.00%	0.00%	68.60%	0.19708%	
OMR Rathbone Income S2	0.00%	0.00%	0.00%	0.00%	0.00%	0.00%	0.00%	18.84%	7.25%	30.43%	43.48%	Not Available	
OMR Invesco Global Sm Cos (UK) S2	0.00%	0.00%	0.00%	0.00%	0.00%	0.00%	0.00%	28.07%	0.00%	7.02%	64.91%	0.23000%	
OMR Jan Hend US Growth S2	0.00%	0.00%	0.00%	0.00%	0.00%	0.00%	0.00%	16.13%	4.30%	8.60%	70.97%	Not Available	
OMR AXA Fram (Staff) Global Sust Mgd 2	0.00%	0.00%	0.00%	0.00%	0.00%	0.00%	22.22%	0.00%	0.00%	0.00%	77.78%	Not Available	
OMR HSBC European Index S2	20.51%	46.15%	20.51%	0.00%	7.69%	0.00%	0.00%	2.56%	2.56%	0.00%	0.00%	-0.04299%	
OMR Invesco Distribution (UK) S2	0.00%	0.00%	0.00%	0.00%	0.00%	0.00%	0.00%	13.89%	4.17%	9.72%	72.22%	0.07000%	



ReAssure

Pensions Money Market	0.49%	0.00%	0.00%	0.00%	1.48%	0.00%	2.96%	95.07%	0.00%	0.00%	0.00%	0.00470%
OMR M&G Sht Dated Corp Bd S2	0.00%	39.18%	5.15%	7.22%	20.62%	0.00%	1.03%	7.22%	7.22%	0.00%	12.37%	0.00000%
North American Equity Index Tracker	0.00%	0.00%	0.00%	0.00%	100.00%	0.00%	0.00%	0.00%	0.00%	0.00%	0.00%	0.08100%
OMR QI Cirilium Moderate Port	0.00%	0.00%	0.00%	0.00%	0.00%	0.00%	0.00%	0.00%	0.00%	0.00%	100.00%	Not Available
OMR Invesco Distribution (UK)	0.00%	0.00%	0.00%	0.00%	0.00%	0.00%	0.00%	8.51%	0.00%	0.00%	91.49%	0.07000%
OMR abrdn American Equity	0.00%	0.00%	0.00%	0.00%	0.00%	0.00%	0.00%	20.18%	0.00%	0.00%	79.82%	0.34420%
OMR Schroder Blended Portfolio 7	0.00%	0.00%	0.00%	0.00%	0.00%	0.00%	0.00%	0.00%	0.00%	0.00%	100.00%	Not Available
UK Corporate Bond (All Stocks)	0.00%	0.00%	4.94%	3.70%	23.46%	0.00%	3.70%	64.20%	0.00%	0.00%	0.00%	0.08790%
OMR QI Prec Met Eq BlackRock	0.00%	0.00%	0.00%	0.00%	0.00%	0.00%	0.00%	30.72%	0.00%	0.00%	69.28%	Not Available
OMR Schroder Global Healthcare S2	0.00%	0.00%	0.00%	0.00%	0.00%	0.00%	0.00%	8.82%	0.00%	14.71%	76.47%	0.15323%
Mixed Investment (Universal)	0.00%	0.00%	0.00%	6.25%	68.75%	6.25%	6.25%	12.50%	0.00%	0.00%	0.00%	0.05641%
Balanced LStyle	0.00%	15.38%	0.00%	20.51%	56.41%	0.00%	0.00%	7.69%	0.00%	0.00%	0.00%	0.09865%
OMR Jupiter Financial Opps	0.00%	0.00%	0.00%	0.00%	0.00%	0.00%	0.00%	26.36%	0.00%	0.00%	73.64%	0.52599%
OMR Jupiter UK Smaller Cos	0.00%	0.00%	0.00%	0.00%	0.00%	0.00%	0.00%	14.06%	0.00%	0.00%	85.94%	0.06099%
OMR Jupiter UK Growth	0.00%	0.00%	0.00%	0.00%	0.00%	0.00%	0.00%	17.24%	0.00%	0.00%	82.76%	0.17715%
OMR Mn GLG Jp CrAl Unhdg S2	0.00%	0.00%	0.00%	0.00%	0.00%	0.00%	0.00%	47.12%	31.29%	2.52%	19.06%	0.28000%
OMR Artemis UK Select S2	0.00%	0.00%	0.00%	0.00%	0.00%	0.00%	0.00%	10.64%	6.38%	8.51%	74.47%	0.09000%
OMR CT American S2	0.00%	0.00%	0.00%	0.00%	0.00%	0.00%	0.00%	18.99%	8.86%	40.51%	31.65%	Not Available
OMR BlackRock Consensus 70	0.00%	0.00%	0.00%	0.00%	0.00%	0.00%	0.00%	0.00%	66.67%	33.33%	0.00%	Not Available
OMR iShares Emrg Mkt Eq In UK S2	13.64%	7.27%	60.91%	8.18%	0.00%	0.00%	0.00%	0.91%	4.55%	3.64%	0.91%	0.33502%
OMR Jupiter UK Smaller Cos S2	0.00%	0.00%	0.00%	0.00%	0.00%	0.00%	0.00%	21.18%	22.35%	0.00%	56.47%	0.06099%
OMR Aegon Strategic Bond S2	0.00%	0.00%	0.00%	4.21%	1.05%	6.32%	20.00%	13.68%	29.47%	1.05%	24.21%	1.67430%
OMR HSBC UK Growth & Income	0.00%	0.00%	0.00%	0.00%	0.00%	0.00%	0.00%	12.03%	0.00%	0.00%	87.97%	0.09787%
OMR Invesco Jap Sm Cos UK	0.66%	0.00%	0.00%	0.00%	0.00%	0.00%	0.00%	31.13%	0.00%	0.00%	68.21%	0.26000%
OMR abrdn Europe ex UK Equity	0.00%	0.00%	0.00%	0.00%	0.00%	0.00%	0.00%	4.88%	0.00%	0.00%	95.12%	0.07590%
OMR BlackRock Cont Euro Growth S2	0.00%	0.00%	0.00%	0.00%	0.00%	0.00%	0.00%	10.00%	23.33%	0.00%	66.67%	0.07747%
OMR Jan Hend Cautious Mgd S2	0.00%	0.00%	0.00%	0.00%	0.00%	0.00%	0.00%	9.52%	9.52%	14.29%	66.67%	0.21170%
OMR QI AsPc xJap Eq Fidelity S2	0.00%	0.00%	0.00%	0.00%	0.00%	0.00%	0.00%	7.41%	0.00%	25.93%	66.67%	Not Available
OMR Invesco China Equity (UK) S2	0.00%	0.00%	0.00%	0.00%	0.00%	0.00%	0.00%	13.64%	0.00%	22.73%	63.64%	1.44000%
OMR Jupiter Merlin Growth Port S2	0.00%	0.00%	0.00%	0.00%	0.00%	0.00%	0.00%	6.45%	0.00%	0.00%	93.55%	0.17524%
OMR Jupiter Income Trust S2	0.00%	0.00%	0.00%	0.00%	0.00%	0.00%	0.00%	14.93%	0.00%	2.99%	82.09%	0.17218%
Managed	0.00%	93.62%	2.13%	2.13%	2.13%	0.00%	0.00%	0.00%	0.00%	0.00%	0.00%	0.09865%
OMR QI Gbl Eq Gwth Fidelity S2	0.00%	0.00%	0.00%	0.00%	0.00%	0.00%	0.00%	0.00%	0.00%	15.00%	85.00%	Not Available
OMR Schroder UK Alpha Plus S2	0.00%	0.00%	0.00%	0.00%	0.00%	0.00%	0.00%	23.53%	0.00%	10.59%	65.88%	0.17563%



ReAssure

OMR Sterling Fixed Interest S2	0.00%	0.00%	0.00%	4.76%	95.24%	0.00%	0.00%	0.00%	0.00%	0.00%	0.00%	Not Available
OMR BlackRock Natural Resources S2	0.00%	0.00%	0.00%	0.00%	0.00%	0.00%	0.00%	16.67%	0.00%	22.22%	61.11%	1.26484%
OMR CT UK Equity Inc	0.00%	0.00%	0.00%	0.00%	0.00%	0.00%	0.00%	7.89%	0.00%	0.00%	92.11%	Not Available
OMR Artemis Global Growth S2	0.00%	0.00%	0.00%	0.00%	0.00%	0.00%	0.00%	15.09%	20.75%	3.77%	60.38%	0.77000%
OMR AXA Fram Mgd Income (Grs)	0.00%	0.00%	0.00%	0.00%	0.00%	0.00%	0.00%	10.00%	0.00%	0.00%	90.00%	0.25790%
OMR Invesco Global Bond (UK)	0.00%	0.00%	0.00%	0.00%	0.00%	0.00%	0.00%	34.42%	0.00%	0.00%	65.58%	0.19000%
OMR abrdn Global Ethical Equity S2	0.00%	0.00%	0.00%	0.00%	0.00%	0.00%	21.43%	14.29%	42.86%	0.00%	21.43%	0.36680%
OMR Schroder Global Em Markets	0.76%	0.00%	0.00%	0.00%	0.00%	0.00%	0.00%	34.09%	0.00%	0.00%	65.15%	0.21713%
OMR Jupiter Merlin Income Port	0.00%	0.00%	0.00%	0.00%	0.00%	0.00%	0.00%	5.56%	0.00%	0.00%	94.44%	0.18776%
OMR Stewart Inv Gbl Em Mk Ldrs	0.00%	0.00%	0.00%	0.00%	0.00%	0.00%	0.00%	53.81%	0.00%	0.00%	46.19%	0.08800%
OMR BlackRock UK	0.00%	0.00%	0.00%	0.00%	0.00%	0.00%	0.00%	13.13%	0.00%	0.00%	86.87%	0.53263%
OMR BNY Mellon Real Return S2	0.00%	0.00%	0.00%	0.00%	0.00%	0.00%	0.00%	10.64%	8.51%	4.26%	76.60%	0.28498%
OMR Jupiter Gbl Equity Abs Ret S2	0.00%	0.00%	0.00%	0.00%	0.00%	0.00%	0.00%	19.67%	52.46%	16.39%	11.48%	0.40317%
OMR Liontrust Special Sits	0.00%	0.00%	0.00%	0.00%	0.00%	0.00%	0.00%	0.00%	0.00%	0.00%	100.00%	0.07010%
OMR Jan Hend Fxd Int M Inc AQ	0.00%	0.00%	0.00%	0.00%	0.00%	0.00%	0.00%	20.16%	0.00%	0.00%	79.84%	Not Available
OMR BNY Mellon Global Equity S2	0.00%	0.00%	0.00%	0.00%	0.00%	0.00%	4.65%	4.65%	39.53%	0.00%	51.16%	0.21320%
OMR QI Creation Cons Port S2	0.00%	0.00%	0.00%	0.00%	0.00%	0.00%	0.00%	8.33%	0.00%	0.00%	91.67%	Not Available
OMR Ninety One Gbl Inc Opportunities S2	0.00%	0.00%	0.00%	0.00%	0.00%	0.00%	0.00%	17.65%	9.80%	3.92%	68.63%	0.63000%
OMR HSBC Global Strat Dyn Port	0.00%	0.00%	0.00%	0.00%	0.00%	0.00%	0.00%	0.00%	8.33%	83.33%	8.33%	0.02744%
Protected Retirement Fund 2020 Plan 1	0.00%	0.00%	0.00%	0.00%	0.00%	0.00%	2.99%	97.01%	0.00%	0.00%	0.00%	0.00470%
OMR Premier Monthly Income S2	0.00%	0.00%	0.00%	0.00%	0.00%	0.00%	0.00%	7.32%	4.88%	4.88%	82.93%	0.10000%
L&G Distribution Fund (GEN 14)	0.00%	10.00%	10.00%	20.00%	35.00%	0.00%	10.00%	15.00%	0.00%	0.00%	0.00%	0.09428%
OMR Jan Hend Euro Smaller Cos S2	0.00%	0.00%	0.00%	0.00%	0.00%	0.00%	0.00%	9.30%	0.00%	23.26%	67.44%	Not Available
OMR Ninety One Gbl Income Opportunities	0.00%	0.00%	0.00%	0.00%	0.00%	0.00%	0.00%	15.24%	0.00%	0.00%	84.76%	0.63000%
JP Morgan Emerging Markets	0.00%	0.00%	0.00%	0.00%	0.00%	0.00%	0.00%	3.45%	3.45%	3.45%	89.66%	0.37450%
US Equity Index 5	0.00%	0.00%	0.00%	0.00%	55.00%	15.00%	0.00%	30.00%	0.00%	0.00%	0.00%	0.00456%
OMR QI Creation Dynamic Port	0.00%	0.00%	0.00%	0.00%	0.00%	0.00%	0.00%	0.00%	0.00%	0.00%	100.00%	Not Available
OMR Ninety One Global Gold	0.00%	0.00%	0.00%	0.00%	0.00%	0.00%	0.00%	9.09%	0.00%	0.00%	90.91%	0.38000%
OMR BRock Eur Dyn (classFA)	0.00%	0.00%	0.00%	0.00%	0.00%	0.00%	0.00%	0.00%	0.00%	0.00%	100.00%	0.36469%
OMR Jan Hend Cautious Mgd	0.00%	0.00%	0.00%	0.00%	0.00%	0.00%	0.00%	16.28%	0.00%	0.00%	83.72%	0.21170%
OMR Schroder Gbl Cit Real Est	0.00%	0.00%	0.00%	0.00%	0.00%	0.00%	0.00%	22.03%	0.00%	0.00%	77.97%	0.18538%
OMR Schroder Income S2	0.00%	0.00%	0.00%	0.00%	0.00%	0.00%	0.00%	3.57%	0.00%	14.29%	82.14%	0.13562%
L&G Far Eastern Fund (GEN 14)	0.00%	19.35%	12.90%	9.68%	41.94%	3.23%	3.23%	9.68%	0.00%	0.00%	0.00%	0.01954%
U.K. Equity Tracker	0.00%	63.04%	17.39%	4.35%	2.17%	0.00%	0.00%	13.04%	0.00%	0.00%	0.00%	0.03941%



ReAssure

UK Smaller Companies	0.00%	0.00%	0.00%	0.00%	1.52%	0.00%	3.03%	7.58%	87.88%	0.00%	0.00%	0.51049%
OMR abrdn Sterling Sh Tm Gov Bd S2	0.00%	0.00%	0.00%	14.29%	14.29%	28.57%	0.00%	0.00%	14.29%	14.29%	14.29%	-0.01110%
OMR Jupiter UK Alpha	0.00%	0.00%	0.00%	0.00%	0.00%	0.00%	0.00%	10.45%	0.00%	0.00%	89.55%	0.03923%
OMR Prof Fidelity Inst Lng Bd	2.63%	0.00%	0.00%	0.00%	28.95%	13.16%	10.53%	13.16%	2.63%	15.79%	13.16%	0.00000%
OMR CT MM Lifestyle 6 S2	0.00%	0.00%	0.00%	0.00%	0.00%	0.00%	0.00%	0.00%	33.33%	66.67%	0.00%	Not Available
OMR Jupiter Global Equity	0.00%	0.00%	0.00%	0.00%	0.00%	0.00%	0.00%	0.00%	0.00%	0.00%	100.00%	0.26718%
OMR Artemis Capital	0.00%	0.00%	0.00%	0.00%	0.00%	0.00%	0.00%	8.33%	0.00%	0.00%	91.67%	0.48000%
OMR Liontrust UK Growth	0.00%	0.00%	0.00%	0.00%	0.00%	0.00%	0.00%	13.73%	0.00%	0.00%	86.27%	0.10609%
OMR Fidelity Open World S2	0.00%	0.00%	0.00%	0.00%	0.00%	0.00%	0.00%	10.53%	0.00%	0.00%	89.47%	0.00000%
OMR Liontrust UK Growth S2	0.00%	0.00%	0.00%	0.00%	0.00%	0.00%	0.00%	19.64%	7.14%	5.36%	67.86%	0.10609%
OMR M&G Optimal Income	0.00%	0.00%	0.00%	0.00%	0.00%	0.00%	0.00%	7.94%	0.00%	0.00%	92.06%	0.23020%
OMR Jan Hend Fxd Int M Inc AQ	0.00%	0.00%	0.00%	0.00%	0.00%	0.00%	0.00%	21.43%	0.00%	19.05%	59.52%	Not Available
OMR FSSA Greater China Growth S2	0.00%	0.00%	0.00%	0.00%	0.00%	0.00%	0.00%	20.00%	0.00%	20.00%	60.00%	0.04800%
OMR M&G Managed Growth	0.00%	0.00%	0.00%	0.00%	0.00%	0.00%	0.00%	20.43%	0.00%	0.00%	79.57%	0.21130%
OMR Premier Miton Def Mt Ast	0.00%	0.00%	0.00%	0.00%	0.00%	0.00%	0.00%	15.00%	0.00%	0.00%	85.00%	0.30000%
OMR QI Inv Grd Cp Bd Inv	0.00%	0.00%	0.00%	0.00%	0.00%	0.00%	0.00%	31.88%	0.00%	0.00%	68.12%	Not Available
OMR BlackRock Emerging Markets S2	0.00%	0.00%	0.00%	0.00%	0.00%	0.00%	0.00%	10.34%	0.00%	18.97%	70.69%	0.61383%
OMR HSBC American Index	0.00%	0.00%	0.00%	0.00%	0.00%	0.00%	62.86%	14.29%	20.00%	2.86%	0.00%	-0.03390%
OMR Margetts Sentinel Ent	0.00%	0.00%	0.00%	0.00%	0.00%	0.00%	0.00%	4.76%	0.00%	0.00%	95.24%	Not Available
OMR LifeStyle Retirement S2	0.00%	0.00%	0.00%	0.00%	0.00%	0.00%	0.00%	0.00%	50.00%	14.29%	35.71%	Not Available
OMR Jupiter UK Alpha (A)	0.00%	0.00%	0.00%	0.00%	0.00%	0.00%	0.00%	16.87%	0.00%	0.00%	83.13%	0.03923%
OMR JPM Global High Yield Bond S2	0.00%	0.00%	0.00%	0.00%	0.00%	1.30%	1.30%	33.77%	36.36%	1.30%	25.97%	0.09460%
OMR LifeStyle Deposit	0.00%	0.00%	0.00%	0.00%	0.00%	41.94%	35.48%	3.23%	16.13%	3.23%	0.00%	0.01161%
OMR Schroder UK Smaller Cos S2	0.00%	0.00%	0.00%	0.00%	0.00%	0.00%	0.00%	29.85%	0.00%	11.94%	58.21%	0.00000%
OMR IFSL Marlborough UK Mt-Cap Gwth S2	0.00%	0.00%	0.00%	0.00%	0.00%	0.00%	0.00%	4.00%	16.00%	8.00%	72.00%	Not Available
OMR HSBC Pacific Index S2	13.33%	2.22%	61.11%	16.67%	4.44%	1.11%	0.00%	0.00%	1.11%	0.00%	0.00%	-0.06005%
Deposit	4.44%	0.00%	0.74%	5.19%	71.11%	5.19%	4.44%	8.89%	0.00%	0.00%	0.00%	0.00470%
OMR M&G Strategic Corp Bd S2	0.00%	0.00%	0.00%	4.80%	4.80%	24.00%	1.60%	23.20%	26.40%	8.80%	6.40%	0.17970%
OMR FTF Martin Currie Japan Equity	0.00%	0.00%	0.00%	0.00%	0.00%	0.00%	0.00%	19.75%	0.00%	0.00%	80.25%	Not Available
Fixed Interest 5	0.00%	0.00%	0.00%	0.00%	7.32%	51.22%	17.07%	24.39%	0.00%	0.00%	0.00%	0.09478%
North American Equity Index Tracker	0.00%	0.00%	0.00%	0.00%	100.00%	0.00%	0.00%	0.00%	0.00%	0.00%	0.00%	0.08100%
OMR Jan Hend Fx Int Mth Inc S2	0.00%	0.00%	0.00%	0.00%	0.00%	0.00%	0.00%	19.05%	23.81%	33.33%	23.81%	Not Available
OMR Fidelity Japan Sm Cos S2	0.00%	0.00%	0.00%	0.00%	0.00%	0.00%	0.00%	19.05%	0.00%	23.81%	57.14%	0.00000%
OMR Janus Hend Gbl Eq B	0.00%	0.00%	0.00%	0.00%	0.00%	0.00%	0.00%	10.17%	0.00%	0.00%	89.83%	Not Available



ReAssure

OMR QI Cirilium Bal Bld Pfl S2	0.00%	0.00%	0.00%	0.00%	28.57%	0.00%	21.43%	7.14%	42.86%	0.00%	0.00%	Not Available
OMR QI UK Eq Gwth BNY Mellon	0.00%	0.00%	0.00%	0.00%	0.00%	0.00%	0.00%	41.67%	0.00%	0.00%	58.33%	Not Available
OMR Schroder Global Em Markets S2	0.00%	0.00%	0.00%	0.00%	0.00%	0.00%	0.00%	29.41%	0.00%	7.84%	62.75%	0.21713%
OMR FTF Martin Currie UK Eqty Income S2	0.00%	0.00%	0.00%	3.57%	7.14%	32.14%	3.57%	10.71%	21.43%	7.14%	14.29%	Not Available
OMR Fidelity Japan	0.87%	0.00%	0.00%	0.00%	0.00%	0.00%	0.00%	18.26%	0.00%	0.00%	80.87%	0.00000%
OMR AXA Framlington Emerg Mkts S2	0.00%	0.00%	0.00%	0.00%	0.00%	0.00%	0.00%	41.48%	2.22%	3.70%	52.59%	0.98430%
OMR Rathbone Income	0.00%	0.00%	0.00%	0.00%	0.00%	0.00%	0.00%	14.29%	0.00%	0.00%	85.71%	Not Available
OMR Liontrust Global Innovation S2	0.00%	0.00%	0.00%	0.00%	0.00%	0.00%	0.00%	16.98%	0.00%	3.77%	79.25%	-0.11212%
OMR abrdn UK Income Equity	0.00%	0.00%	0.00%	0.00%	0.00%	0.00%	0.00%	16.30%	0.00%	0.00%	83.70%	0.17090%
OMR BlackRock Consensus 100 S2	0.00%	0.00%	21.43%	0.00%	57.14%	7.14%	0.00%	0.00%	7.14%	7.14%	0.00%	Not Available
OMR Barings German Growth	0.00%	0.00%	0.00%	0.00%	0.00%	0.00%	0.00%	9.38%	0.00%	0.00%	90.63%	Not Available
UK Aggregate Fixed Interest LStyle	1.59%	0.00%	0.00%	1.59%	1.59%	92.06%	1.59%	1.59%	0.00%	0.00%	0.00%	0.00000%
OMR Liontrust US Opportunities S2	0.00%	0.00%	0.00%	0.00%	0.00%	0.00%	0.00%	21.15%	0.00%	11.54%	67.31%	-0.02464%
OMR Fidelity Sust Eupn	0.00%	0.00%	0.00%	0.00%	0.00%	0.00%	0.00%	10.00%	0.00%	0.00%	90.00%	0.00000%
OMR Jupiter India	0.00%	0.00%	0.00%	0.00%	0.00%	0.00%	0.00%	5.56%	0.00%	0.00%	94.44%	0.06017%
OMR AXA Fram American Growth	0.00%	0.00%	0.00%	0.00%	0.00%	0.00%	0.00%	3.23%	0.00%	0.00%	96.77%	0.28560%
Protected Retirement Fund 2030 Plan 1	0.00%	0.00%	0.00%	0.00%	0.00%	0.00%	0.00%	100.00%	0.00%	0.00%	0.00%	0.02053%
OMR Barings Korea S2	0.00%	0.00%	0.00%	0.00%	0.00%	0.00%	0.00%	18.18%	11.36%	2.27%	68.18%	Not Available
OMR Man GLG Cont European Gwth	0.00%	0.00%	0.00%	0.00%	0.00%	0.00%	0.00%	9.09%	0.00%	0.00%	90.91%	0.07000%
OMR Artemis UK Smaller Cos S2	0.00%	0.00%	0.00%	0.00%	0.00%	0.00%	0.00%	10.91%	7.27%	3.64%	78.18%	0.10000%
OMR UK Equity S2	0.00%	0.00%	0.00%	0.00%	0.00%	0.00%	14.29%	0.00%	78.57%	0.00%	7.14%	Not Available
Baillie Gifford European Equity	6.67%	0.00%	0.00%	20.00%	73.33%	0.00%	0.00%	0.00%	0.00%	0.00%	0.00%	0.19959%
Global Socially Responsible	0.00%	0.00%	0.00%	0.00%	0.00%	0.00%	100.00%	0.00%	0.00%	0.00%	0.00%	Not Available
OMR IFSL Marlborough Special Sits S2	0.00%	0.00%	0.00%	0.00%	0.00%	0.00%	0.00%	14.81%	14.81%	11.11%	59.26%	Not Available
OMR Invesco Gbl Em Mkts (UK) S2	0.00%	0.00%	0.00%	0.00%	0.00%	0.00%	0.00%	11.11%	0.00%	18.52%	70.37%	0.30000%
European Equity Tracker	0.00%	100.00%	0.00%	0.00%	0.00%	0.00%	0.00%	0.00%	0.00%	0.00%	0.00%	-0.04420%
L&G WS Resp Inv (SRI) Idx (GEN 14)	0.00%	0.00%	0.00%	25.00%	41.67%	16.67%	8.33%	8.33%	0.00%	0.00%	0.00%	0.01285%
OMR Liontrust Income	0.00%	0.00%	0.00%	0.00%	0.00%	0.00%	0.00%	11.76%	0.00%	0.00%	88.24%	0.06991%
Protected Retirement Fund 2040 Plan 1	0.00%	0.00%	0.00%	0.00%	0.00%	0.00%	0.00%	100.00%	0.00%	0.00%	0.00%	0.02924%
OMR Barings German Growth S2	0.00%	0.00%	0.00%	0.00%	0.00%	0.00%	4.00%	16.00%	16.00%	8.00%	56.00%	Not Available
L&G Japanese Equity Index Fund (GEN 14)	0.00%	50.00%	10.00%	30.00%	10.00%	0.00%	0.00%	0.00%	0.00%	0.00%	0.00%	-0.00304%
OMR L&G All Stk I-L Glt IdxTst	0.00%	0.00%	0.00%	0.00%	0.00%	1.47%	83.82%	2.94%	10.29%	0.00%	1.47%	0.01029%
OMR Invesco Gbl Eq Income (UK)	0.00%	0.00%	0.00%	0.00%	0.00%	0.00%	0.00%	4.35%	0.00%	0.00%	95.65%	0.31000%
OMR iShares Corp Bd Index (UK) S2	11.69%	28.57%	41.56%	5.19%	1.30%	1.30%	0.00%	3.90%	5.19%	1.30%	0.00%	0.04393%



ReAssure

OMR CT Global Select	0.00%	0.00%	0.00%	0.00%	0.00%	0.00%	0.00%	8.00%	0.00%	0.00%	92.00%	0.23722%
Deposit 2	0.00%	0.00%	0.00%	0.00%	0.00%	20.00%	80.00%	0.00%	0.00%	0.00%	0.00%	0.01161%
OMR Jupiter Investment Grade Bond	0.00%	0.00%	0.00%	0.00%	0.00%	9.09%	0.00%	12.73%	38.18%	9.09%	30.91%	0.30553%
OMR Allianz Gilt Yield (I) S2	1.43%	17.14%	4.29%	15.71%	21.43%	4.29%	25.71%	4.29%	4.29%	0.00%	1.43%	0.03964%
OMR Jupiter UK Special Sits S2	0.00%	0.00%	0.00%	0.00%	0.00%	0.00%	0.00%	11.43%	0.00%	17.14%	71.43%	0.10696%
OMR Jupiter Ecology S2	0.00%	0.00%	0.00%	0.00%	0.00%	0.00%	0.00%	12.90%	0.00%	9.68%	77.42%	0.01143%
OMR BlackRock Consensus 60 S2	0.00%	0.00%	42.86%	0.00%	28.57%	14.29%	0.00%	0.00%	14.29%	0.00%	0.00%	Not Available
Balanced	0.00%	0.00%	0.00%	0.00%	100.00%	0.00%	0.00%	0.00%	0.00%	0.00%	0.00%	0.09865%
OMR Schroder Asian Income S2	0.00%	0.00%	0.00%	0.00%	0.00%	0.00%	0.00%	11.11%	0.00%	11.11%	77.78%	0.11631%
OMR Jupiter Gold and Silver S2	0.00%	0.00%	0.00%	0.00%	0.00%	0.00%	0.00%	11.76%	44.12%	8.82%	35.29%	0.00000%
OMR Liontrust US Opportunities	0.00%	0.00%	0.00%	0.00%	0.00%	0.00%	0.00%	6.25%	0.00%	0.00%	93.75%	-0.02464%
OMR Blackrock Balanced Growth	0.00%	0.00%	0.00%	0.00%	0.00%	0.00%	0.00%	0.00%	0.00%	0.00%	100.00%	0.31209%
OMR Fidelity Emerging Markets S2	0.00%	0.00%	0.00%	0.00%	0.00%	0.00%	0.00%	13.64%	0.00%	22.73%	63.64%	0.00000%
OMR BlackRock Consensus 85 S2	0.00%	0.00%	33.33%	0.00%	66.67%	0.00%	0.00%	0.00%	0.00%	0.00%	0.00%	Not Available
LGIM Ftr Wrld Inflttn Sensive Annty Awre	0.00%	16.67%	0.00%	0.00%	8.33%	16.67%	25.00%	33.33%	0.00%	0.00%	0.00%	0.00000%
OMR BNY Mellon UK Equity	0.00%	0.00%	0.00%	0.00%	0.00%	0.00%	0.00%	13.58%	0.00%	0.00%	86.42%	0.16713%
OMR Jupiter European Spec Sits S2	0.00%	0.00%	0.00%	0.00%	0.00%	0.00%	0.00%	22.92%	0.00%	0.00%	77.08%	0.02122%
OMR BlackRock Developed Mkts Sust Eq S2	0.00%	0.00%	0.00%	0.00%	0.00%	0.00%	0.00%	7.41%	14.81%	0.00%	77.78%	0.47477%
OMR BNY Mellon Intl Bond S2	0.00%	0.00%	0.00%	0.00%	0.00%	1.61%	1.61%	25.81%	45.16%	4.84%	20.97%	0.21702%
OMR Janus Henderson UK Sm Cos	0.00%	0.00%	0.00%	0.00%	0.00%	0.00%	0.00%	21.52%	0.00%	0.00%	78.48%	Not Available
OMR Invesco Japan (UK) S2	0.00%	0.00%	0.00%	0.00%	0.00%	0.00%	0.00%	31.65%	10.13%	12.66%	45.57%	0.03000%
OMR Jupiter Merlin Growth Port	0.00%	0.00%	0.00%	0.00%	0.00%	0.00%	0.00%	17.86%	0.00%	0.00%	82.14%	0.17524%
OMR Sarasin Food + Agri Opps S2	0.00%	0.00%	0.00%	0.00%	0.00%	0.00%	0.00%	25.86%	0.00%	3.45%	70.69%	Not Available
OMR BlackRock UK Special Sits S2	0.00%	0.00%	0.00%	0.00%	0.00%	0.00%	0.00%	0.00%	28.57%	0.00%	71.43%	0.54362%
OMR Jupiter Gbl Eq Inc (IRL) S2	0.00%	0.00%	0.00%	0.00%	0.00%	0.00%	0.00%	10.71%	14.29%	50.00%	25.00%	0.23520%
OMR Allianz Strategic Bond S2	0.00%	0.00%	0.00%	0.00%	0.00%	0.00%	15.38%	15.38%	61.54%	3.85%	3.85%	0.04951%
Property	0.00%	0.00%	0.00%	0.00%	0.00%	0.00%	100.00%	0.00%	0.00%	0.00%	0.00%	Not Available
OMR Jan Hend Strategic Bond S2	0.00%	0.00%	0.00%	0.00%	0.00%	0.00%	0.00%	24.49%	8.16%	24.49%	42.86%	0.23440%
OMR Jan Hend Gbl Eq Income	0.00%	0.00%	0.00%	0.00%	0.00%	0.00%	0.00%	18.46%	0.00%	0.00%	81.54%	Not Available
OMR AXA Framlington Japan S2	0.00%	0.00%	0.00%	0.00%	0.00%	0.00%	0.00%	25.00%	7.89%	2.63%	64.47%	0.13940%
OMR Barings Korea	0.00%	0.00%	0.00%	0.00%	0.00%	0.00%	0.00%	32.41%	0.00%	0.00%	67.59%	Not Available
OMR JPM Emerg Mkts Inv Trust	0.00%	0.00%	0.00%	0.00%	0.00%	0.00%	0.00%	5.26%	0.00%	0.00%	94.74%	Not Available
OMR AXA Fram UK Smaller Cos S2	0.00%	0.00%	0.00%	0.00%	0.00%	0.00%	0.00%	37.88%	12.12%	18.18%	31.82%	0.43280%
OMR Allianz UK Equity Income S2	0.00%	0.00%	0.00%	0.00%	0.00%	0.00%	0.00%	0.00%	55.56%	44.44%	0.00%	0.07842%



ReAssure

OMR QI Cirilium Dyn Bld Pfl	0.00%	0.00%	0.00%	0.00%	0.00%	0.00%	0.00%	23.68%	0.00%	5.26%	71.05%	Not Available
OMR Artemis Strategic Assets S2	0.00%	0.00%	0.00%	0.00%	0.00%	0.00%	0.00%	17.65%	11.76%	5.88%	64.71%	0.19000%
OMR Invesco US Equity (UK)	0.00%	0.00%	0.00%	0.00%	0.00%	0.00%	0.00%	10.00%	0.00%	0.00%	90.00%	0.51000%
European (Ex UK) Equity	1.96%	0.00%	5.88%	3.92%	37.25%	0.00%	1.96%	49.02%	0.00%	0.00%	0.00%	-0.04420%
OMR CT MM Lifestyle 7	0.00%	0.00%	0.00%	0.00%	0.00%	0.00%	0.00%	0.00%	0.00%	0.00%	100.00%	Not Available
Choices International S-NA	0.00%	0.00%	0.00%	0.00%	0.00%	0.00%	0.00%	100.00%	0.00%	0.00%	0.00%	0.05391%
OMR M&G Feed of Prop Port	0.00%	0.00%	0.00%	0.00%	0.00%	0.00%	0.00%	31.71%	0.00%	0.00%	68.29%	0.01440%
OMR AXA Framlington Emerg Mkts	0.00%	0.00%	0.00%	0.00%	0.00%	0.00%	0.00%	24.29%	0.00%	0.00%	75.71%	0.98430%
OMR Jupiter Merlin Wldwde Port	0.00%	0.00%	0.00%	0.00%	0.00%	0.00%	0.00%	41.94%	0.00%	0.00%	58.06%	0.16850%
OMR HSBC Europe Ex-UK Equity	1.56%	0.00%	0.00%	0.00%	0.00%	0.00%	0.00%	20.31%	0.00%	0.00%	78.13%	-0.07009%
OMR First Sentier Gbl List Inf	0.00%	0.00%	0.00%	0.00%	0.00%	0.00%	0.00%	7.14%	0.00%	0.00%	92.86%	0.20000%
OMR HC Verbatim Prt 5 Gth	0.00%	0.00%	0.00%	0.00%	0.00%	0.00%	0.00%	0.00%	0.00%	0.00%	100.00%	0.00358%
OMR AXA Framlington Japan	0.00%	0.00%	0.00%	0.00%	0.00%	0.00%	0.00%	28.13%	0.00%	0.00%	71.88%	0.13940%
OMR M&G Strategic Corp Bd	0.00%	0.00%	0.00%	0.00%	0.00%	0.00%	0.00%	15.49%	0.00%	70.42%	14.08%	0.17970%
OMR Fidelity Extra Income S2	0.00%	0.00%	0.00%	0.00%	0.00%	0.00%	0.00%	13.64%	4.55%	0.00%	81.82%	0.00000%
Global Equity	0.00%	0.00%	0.00%	0.00%	0.00%	100.00%	0.00%	0.00%	0.00%	0.00%	0.00%	0.07851%
Balanced	0.00%	0.00%	0.00%	0.00%	0.00%	0.00%	4.55%	95.45%	0.00%	0.00%	0.00%	0.01094%
Glo Eq Fix W 60:40 Index Fund (GEN 14)	0.00%	0.00%	0.00%	0.00%	0.00%	100.00%	0.00%	0.00%	0.00%	0.00%	0.00%	0.02653%
OMR AXA Fram Monthly Income S2	0.00%	0.00%	0.00%	0.00%	0.00%	0.00%	0.00%	10.53%	5.26%	0.00%	84.21%	0.05220%
Baillie Gifford Japanese Equity	11.11%	0.00%	0.00%	0.00%	0.00%	0.00%	0.00%	11.11%	77.78%	0.00%	0.00%	0.00195%
OMR Jan Hend Em Mkt Opps S2	0.00%	0.00%	0.00%	0.00%	0.00%	0.00%	0.00%	27.69%	0.00%	3.08%	69.23%	0.37040%
OMR Fidelity Japan Sm Cos	0.00%	0.00%	0.00%	0.00%	0.00%	0.00%	0.00%	26.98%	0.00%	0.00%	73.02%	0.00000%
OMR HSBC FTSE 100 Index	0.00%	0.00%	0.00%	0.00%	0.00%	0.00%	0.00%	80.00%	20.00%	0.00%	0.00%	0.00000%
Special Deposit 2 6	66.67%	25.00%	0.00%	0.00%	0.00%	0.00%	0.00%	8.33%	0.00%	0.00%	0.00%	0.00000%
OMR Margetts Sentinel Univers	0.00%	0.00%	0.00%	0.00%	0.00%	0.00%	0.00%	4.76%	0.00%	0.00%	95.24%	Not Available
OMR Fidelity Japan S2	0.00%	0.00%	0.00%	0.00%	0.00%	0.00%	0.00%	9.09%	0.00%	15.15%	75.76%	0.00000%
Consensus 5	0.00%	0.00%	0.00%	0.00%	4.17%	91.67%	0.00%	4.17%	0.00%	0.00%	0.00%	0.01466%
OMR Schroder Euro Smaller Cos	0.00%	0.00%	0.00%	0.00%	0.00%	0.00%	0.00%	8.70%	0.00%	0.00%	91.30%	0.20941%
Investment Pathways 2 S2	0.00%	0.00%	0.00%	0.00%	11.11%	33.33%	11.11%	44.44%	0.00%	0.00%	0.00%	0.07189%
OMR BNY Mellon Global Equity	0.00%	0.00%	0.00%	0.00%	0.00%	0.00%	0.00%	11.54%	0.00%	0.00%	88.46%	0.21320%
OMR Index Cautious	0.00%	0.00%	0.00%	0.00%	0.00%	0.00%	4.55%	81.82%	13.64%	0.00%	0.00%	Not Available
Multi Select	12.90%	0.00%	1.61%	0.00%	8.06%	12.90%	8.06%	56.45%	0.00%	0.00%	0.00%	0.09865%
OMR QI AsPc xJap Eq Fidelity	0.00%	0.00%	0.00%	0.00%	0.00%	0.00%	0.00%	12.00%	0.00%	0.00%	88.00%	Not Available
OMR Jupiter UK Special Sits	0.00%	0.00%	0.00%	0.00%	0.00%	0.00%	0.00%	17.46%	0.00%	0.00%	82.54%	0.10696%



ReAssure

OMR CT Responsible UK Income S2	0.00%	0.00%	0.00%	0.00%	0.00%	0.00%	0.00%	5.56%	27.78%	11.11%	55.56%	Not Available	
OMR Fidelity Extra Income	0.00%	0.00%	0.00%	0.00%	0.00%	0.00%	0.00%	12.96%	0.00%	0.00%	87.04%	0.00000%	
OMR AXA Fram Global Thematics	0.00%	0.00%	0.00%	0.00%	0.00%	0.00%	2.56%	20.51%	0.00%	0.00%	76.92%	0.51150%	
OMR Invesco Global Equity (UK) S2	0.00%	0.00%	0.00%	0.00%	0.00%	0.00%	0.00%	0.00%	14.29%	0.00%	85.71%	0.32000%	
Guardian PM-B Equity	0.00%	0.00%	0.00%	0.00%	8.33%	0.00%	8.33%	83.33%	0.00%	0.00%	0.00%	0.04974%	
OMR QI US EqSm/MidCp Schroder	0.00%	0.00%	0.00%	0.00%	0.00%	0.00%	0.00%	7.69%	0.00%	0.00%	92.31%	Not Available	
OMR JPM Japan S2	0.00%	0.00%	0.00%	0.00%	0.00%	0.00%	0.00%	16.18%	19.12%	7.35%	57.35%	0.26790%	
OMR Premier Miton Caut Mt Ast S2	0.00%	0.00%	0.00%	0.00%	0.00%	0.00%	0.00%	26.47%	0.00%	26.47%	47.06%	0.67000%	
L&G UK Smaller Companies Fund (GEN 14)	0.00%	37.50%	50.00%	12.50%	0.00%	0.00%	0.00%	0.00%	0.00%	0.00%	0.00%	0.01581%	
OMR BlackRock US Dynamic	0.00%	0.00%	0.00%	0.00%	0.00%	0.00%	0.00%	0.00%	0.00%	0.00%	100.00%	0.12697%	
OMR Man GLG Cont European Gwth S2	0.00%	0.00%	0.00%	0.00%	0.00%	0.00%	0.00%	10.26%	30.77%	2.56%	56.41%	0.07000%	
OMR Prof UK Dynamic	0.00%	0.00%	0.00%	0.00%	0.00%	0.00%	0.00%	7.14%	0.00%	0.00%	92.86%	Not Available	
Choices International	0.00%	0.00%	0.00%	0.00%	0.00%	0.00%	0.00%	100.00%	0.00%	0.00%	0.00%	0.05391%	
Choices International S-EU	0.00%	0.00%	0.00%	0.00%	0.00%	0.00%	0.00%	100.00%	0.00%	0.00%	0.00%	0.05391%	
OMR VT Momentum Diversified Gwth S2	0.00%	0.00%	0.00%	0.00%	0.00%	0.00%	0.00%	16.67%	0.00%	0.00%	83.33%	Not Available	
UK Fixed Interest-Over 15 Years	5.26%	0.00%	0.00%	0.00%	0.00%	0.00%	2.63%	92.11%	0.00%	0.00%	0.00%	0.00000%	
OMR Jan Hend Fxd Int Mth Inc	0.00%	0.00%	0.00%	0.00%	0.00%	0.00%	0.00%	26.44%	0.00%	0.00%	73.56%	Not Available	
OMR FSSA Greater China Growth	0.00%	0.00%	0.00%	0.00%	0.00%	0.00%	0.00%	15.38%	0.00%	0.00%	84.62%	0.04800%	
OMR BNY Mellon UK Equity S2	0.00%	0.00%	0.00%	0.00%	0.00%	8.82%	0.00%	17.65%	26.47%	2.94%	44.12%	0.16713%	
UK Fixed Interest	0.00%	0.00%	4.48%	5.97%	28.36%	1.49%	4.48%	55.22%	0.00%	0.00%	0.00%	0.00770%	
OMR Jupiter UK Equity Income S2	0.00%	0.00%	0.00%	0.00%	0.00%	0.00%	0.00%	25.00%	50.00%	25.00%	0.00%	0.27642%	
Balanced	0.00%	0.00%	0.00%	0.00%	0.00%	97.06%	2.94%	0.00%	0.00%	0.00%	0.00%	0.09865%	
OMR BNY Mellon Asian Income	0.00%	0.00%	0.00%	0.00%	0.00%	0.00%	0.00%	28.57%	0.00%	0.00%	71.43%	0.08181%	
OMR Margetts Sentinel Defensiv S2	0.00%	0.00%	0.00%	0.00%	0.00%	0.00%	0.00%	2.78%	0.00%	0.00%	97.22%	Not Available	
UK Tracker	0.00%	0.00%	0.00%	0.00%	96.15%	0.00%	0.00%	3.85%	0.00%	0.00%	0.00%	0.04830%	
OMR M&G North American Div S2	0.00%	0.00%	0.00%	0.00%	0.00%	15.00%	15.00%	15.00%	15.00%	30.00%	10.00%	0.12130%	
OMR Invesco Global Bond (UK) S2	0.00%	0.00%	0.00%	0.00%	1.03%	0.00%	8.25%	23.71%	28.87%	1.03%	37.11%	0.19000%	
L&G European Fund (GEN 14)	3.70%	7.41%	33.33%	22.22%	7.41%	7.41%	3.70%	14.81%	0.00%	0.00%	0.00%	0.16989%	
OMR QI Em Mkts Eq Growth JPM	0.00%	0.00%	0.00%	0.00%	0.00%	0.00%	0.00%	7.69%	0.00%	0.00%	92.31%	Not Available	
OMR Blackrock Balanced Growth S2	0.00%	0.00%	0.00%	0.00%	0.00%	0.00%	0.00%	14.29%	0.00%	28.57%	57.14%	0.31209%	
OMR Lazard UK Omega	0.00%	0.00%	0.00%	0.00%	0.00%	0.00%	0.00%	20.75%	0.00%	0.00%	79.25%	0.78718%	
OMR BlackRock Absolute Ret Bd S2	0.00%	0.00%	0.00%	10.00%	0.00%	40.00%	0.00%	10.00%	40.00%	0.00%	0.00%	1.23782%	
OMR abrdn Asia Pacific Equity Fund S2	0.00%	0.00%	0.00%	0.00%	0.00%	3.64%	3.64%	41.82%	21.82%	0.00%	29.09%	0.15320%	
OMR FTF Martin Currie US Unc S2	0.00%	0.00%	0.00%	0.00%	0.00%	0.00%	0.00%	1.23%	46.91%	22.22%	16.05%	13.58%	Not Available



ReAssure

OMR Fidelity Global Property	0.00%	0.00%	0.00%	0.00%	0.00%	0.00%	0.00%	4.55%	0.00%	0.00%	95.45%	0.00000%
OMR Invesco Global Equity (UK)	0.00%	0.00%	0.00%	0.00%	0.00%	0.00%	0.00%	0.00%	0.00%	0.00%	100.00%	0.32000%
OMR abrdn American Equity S2	0.00%	0.00%	0.00%	0.00%	0.00%	0.00%	33.33%	0.00%	38.10%	0.00%	28.57%	0.34420%
OMR HSBC FTSE All Share	0.00%	0.00%	0.00%	0.00%	0.00%	0.00%	78.95%	10.53%	10.53%	0.00%	0.00%	-0.00540%
UK Freestyle	0.00%	0.00%	0.00%	0.00%	7.69%	0.00%	3.85%	88.46%	0.00%	0.00%	0.00%	0.05578%
OMR Invesco Pacific (UK) S2	0.00%	0.00%	0.00%	0.00%	0.00%	0.00%	0.00%	26.83%	0.00%	7.32%	65.85%	0.13000%
Index-Linked Gilt 5	0.00%	0.00%	0.00%	0.00%	9.68%	48.39%	16.13%	25.81%	0.00%	0.00%	0.00%	-0.43285%
OMR Jupiter Gbl Emerging Mkts S2	0.00%	0.00%	0.00%	0.00%	0.00%	0.00%	0.00%	21.15%	51.92%	13.46%	13.46%	0.02920%
OMR Jupiter UK Growth S2	0.00%	0.00%	0.00%	0.00%	0.00%	0.00%	0.00%	29.73%	0.00%	4.05%	66.22%	0.17715%
OMR Schroder Recovery S2	0.00%	0.00%	0.00%	0.00%	0.00%	0.00%	0.00%	16.00%	0.00%	20.00%	64.00%	0.08336%
OMR Fidelity MA Opn Strat S2	0.00%	0.00%	0.00%	0.00%	0.00%	0.00%	0.00%	0.00%	0.00%	10.00%	90.00%	0.00000%
OMR HSBC Pacific Index	0.00%	0.00%	0.00%	0.00%	0.00%	0.00%	0.00%	0.00%	85.71%	14.29%	0.00%	-0.06005%
North American Equity	0.00%	52.38%	23.81%	9.52%	0.00%	4.76%	0.00%	9.52%	0.00%	0.00%	0.00%	0.08100%
OMR Schroder Asian Alpha Plus S2	0.00%	0.00%	0.00%	0.00%	0.00%	0.00%	0.00%	23.08%	0.00%	12.82%	64.10%	0.14196%
OMR JPM Global High Yield Bond	0.00%	0.00%	0.00%	0.00%	0.00%	0.00%	0.00%	20.75%	0.00%	0.00%	79.25%	0.09460%
OMR Barings European Growth	0.00%	0.00%	0.00%	0.00%	0.00%	0.00%	0.00%	32.26%	0.00%	0.00%	67.74%	Not Available
OMR Invesco US Equity (UK) S2	0.00%	0.00%	0.00%	0.00%	0.00%	0.00%	0.00%	0.00%	33.33%	41.67%	25.00%	0.51000%
OMR Aegon Ethical Equity S2	0.00%	0.00%	0.00%	0.00%	12.50%	0.00%	12.50%	3.13%	28.13%	15.63%	28.13%	0.16550%
OMR M&G Corporate Bond	0.00%	0.00%	0.00%	0.00%	0.00%	0.00%	0.00%	17.53%	0.00%	0.00%	82.47%	0.14440%
OMR Fidelity Global Property S2	0.00%	0.00%	0.00%	0.00%	0.00%	0.00%	0.00%	28.26%	0.00%	19.57%	52.17%	0.00000%
OMR QI Creation Adv Port S2	0.00%	0.00%	0.00%	0.00%	0.00%	0.00%	0.00%	10.00%	0.00%	0.00%	90.00%	Not Available
OMR Jan Hend MM Active Port S2	0.00%	0.00%	0.00%	0.00%	0.00%	0.00%	0.00%	0.00%	0.00%	0.00%	100.00%	Not Available
OMR BNY Mellon Asian Income S2	0.00%	0.00%	0.00%	0.00%	0.00%	0.00%	0.00%	30.43%	4.35%	1.45%	63.77%	0.08181%
OMR JPM Gbl Unconstrained Eq S2	0.00%	0.00%	0.00%	0.00%	0.00%	0.00%	0.00%	10.53%	31.58%	0.00%	57.89%	0.24880%
OMR BlackRock US Opportunities S2	0.00%	0.00%	0.00%	0.00%	0.00%	0.00%	0.00%	11.76%	29.41%	41.18%	17.65%	0.48228%
OMR Jupiter Global Strategic Bd S2	0.00%	0.00%	0.00%	0.00%	0.00%	3.66%	2.44%	40.24%	39.02%	2.44%	12.20%	0.47805%
OMR HSBC Japan Idx Fund S2	30.00%	17.50%	25.00%	12.50%	0.00%	7.50%	0.00%	2.50%	5.00%	0.00%	0.00%	-0.00833%
Building Society Linked 5	0.00%	0.00%	0.00%	0.00%	29.03%	19.35%	9.68%	41.94%	0.00%	0.00%	0.00%	0.00000%
OMR Jan Hend Strategic Bond	0.00%	0.00%	0.00%	0.00%	0.00%	0.00%	0.00%	20.55%	0.00%	0.00%	79.45%	0.23440%
OMR Jupiter Investment Grade Bond	0.00%	0.00%	0.00%	0.00%	0.00%	0.00%	0.00%	27.16%	0.00%	0.00%	72.84%	0.30553%
OMR Jan Hend UK Alpha S2	0.00%	0.00%	0.00%	0.00%	0.00%	0.00%	0.00%	27.03%	2.70%	0.00%	70.27%	Not Available
OMR CT Responsible UK Equity S2	0.00%	0.00%	0.00%	0.00%	0.00%	0.00%	0.00%	18.75%	12.50%	12.50%	56.25%	Not Available
OMR QI Equity 1 S2	0.00%	0.00%	0.00%	0.00%	0.00%	0.00%	38.46%	15.38%	15.38%	0.00%	30.77%	Not Available
OMR JPM Europe Dynamic (ex-UK) S2	0.00%	0.00%	0.00%	0.00%	0.00%	0.00%	0.00%	7.14%	7.14%	10.71%	75.00%	0.94320%



ReAssure

Baillie Gifford European Equity	0.00%	0.00%	0.00%	0.00%	100.00%	0.00%	0.00%	0.00%	0.00%	0.00%	0.00%	0.19959%
JP Morgan UK Specialist Equity	0.00%	0.00%	0.00%	0.00%	0.00%	0.00%	14.29%	85.71%	0.00%	0.00%	0.00%	0.26110%
OMR Premier Responsible S2	0.00%	0.00%	0.00%	0.00%	0.00%	0.00%	0.00%	4.17%	4.17%	16.67%	75.00%	0.29000%
OMR SVS Cornelian Growth S2	0.00%	0.00%	0.00%	0.00%	0.00%	0.00%	0.00%	0.00%	0.00%	0.00%	100.00%	Not Available
Far East Equity	0.00%	0.00%	0.00%	37.04%	18.52%	7.41%	3.70%	33.33%	0.00%	0.00%	0.00%	0.02500%
L&G International Fund (GEN 14)	0.00%	26.67%	13.33%	20.00%	26.67%	0.00%	0.00%	13.33%	0.00%	0.00%	0.00%	0.07406%
OMR Allianz Gilt Yield (I)	0.00%	2.44%	0.00%	0.00%	0.00%	0.00%	0.00%	19.51%	51.22%	24.39%	2.44%	0.03964%
OMR Liontrust China S2	0.00%	0.00%	0.00%	0.00%	0.00%	0.00%	0.00%	18.92%	0.00%	0.00%	81.08%	-0.00480%
OMR QI Ster Corp Bd Fidelity	0.00%	0.00%	0.00%	0.00%	0.00%	0.00%	0.00%	28.95%	0.00%	0.00%	71.05%	Not Available
Index Linked (B)	27.08%	50.00%	10.42%	2.08%	0.00%	2.08%	0.00%	8.33%	0.00%	0.00%	0.00%	0.03470%
OMR JPM US Equity Income	0.00%	0.00%	0.00%	0.00%	0.00%	0.00%	0.00%	0.00%	0.00%	0.00%	100.00%	0.11780%
OMR Fidelity Moneybuilder Bal	0.00%	0.00%	0.00%	0.00%	0.00%	0.00%	0.00%	20.00%	0.00%	0.00%	80.00%	0.00000%
OMR Invesco UK Sm Cos Eq (UK) S2	0.00%	0.00%	0.00%	0.00%	0.00%	0.00%	0.00%	14.29%	4.76%	9.52%	71.43%	0.13000%
OMR Liontrust Global Innovation	0.00%	0.00%	0.00%	0.00%	0.00%	0.00%	0.00%	16.67%	0.00%	0.00%	83.33%	-0.11212%
OMR Jupiter Merlin Wldwde Port S2	0.00%	0.00%	0.00%	0.00%	0.00%	0.00%	0.00%	0.00%	0.00%	0.00%	100.00%	0.16850%
OMR BlackRock Cont Euro Growth	0.00%	0.00%	0.00%	0.00%	0.00%	0.00%	0.00%	21.43%	0.00%	0.00%	78.57%	0.07747%
OMR Liontrust Income S2	0.00%	0.00%	0.00%	0.00%	0.00%	0.00%	0.00%	20.83%	0.00%	4.17%	75.00%	0.06991%
Corporate Bond (Universal)	0.00%	0.00%	0.00%	0.00%	70.00%	10.00%	0.00%	20.00%	0.00%	0.00%	0.00%	0.08790%
UK Aggregate Fixed Interest LStyle	0.00%	5.00%	0.00%	5.00%	75.00%	15.00%	0.00%	0.00%	0.00%	0.00%	0.00%	0.00000%
Lindsell Train UK Equity	0.00%	0.00%	0.00%	0.00%	0.00%	0.00%	0.00%	0.00%	0.00%	0.00%	100.00%	0.12800%
Wld Soc Resp Inv (SRI) Index 5	0.00%	0.00%	0.00%	0.00%	14.29%	0.00%	0.00%	85.71%	0.00%	0.00%	0.00%	0.01285%
OMR TB Guinness Global Energy	0.00%	0.00%	0.00%	0.00%	0.00%	0.00%	0.00%	7.69%	0.00%	0.00%	92.31%	Not Available
OMR Fidelity Inst Long Bond	0.00%	0.00%	0.00%	0.00%	0.00%	0.00%	0.00%	27.50%	60.00%	7.50%	5.00%	0.00000%
JP Morgan UK Specialist Equity	6.67%	0.00%	0.00%	0.00%	6.67%	0.00%	0.00%	86.67%	0.00%	0.00%	0.00%	0.26110%
OMR Jan Hend Asia Pac Cap Gth S2	0.00%	0.00%	0.00%	0.00%	0.00%	0.00%	0.00%	3.57%	0.00%	25.00%	71.43%	Not Available
Fidelity Wealthbuilder	0.00%	0.00%	0.00%	0.00%	0.00%	0.00%	0.00%	0.00%	0.00%	0.00%	100.00%	0.00000%
OMR Fidelity MA Opn Strat	0.00%	0.00%	0.00%	0.00%	0.00%	0.00%	0.00%	0.00%	0.00%	0.00%	100.00%	0.00000%
OMR Sterling Fixed Interest	0.00%	0.00%	1.89%	0.00%	0.00%	0.00%	0.00%	16.98%	58.49%	9.43%	13.21%	Not Available
OMR M&G North American Div	0.00%	0.00%	0.00%	0.00%	0.00%	0.00%	0.00%	11.76%	0.00%	0.00%	88.24%	0.12130%
OMR M&G Index-Linked Bond S2	0.00%	0.00%	6.25%	9.38%	35.94%	3.13%	10.94%	28.13%	6.25%	0.00%	0.00%	0.31440%
OMR Invesco Gbl Em Mkts (UK)	0.00%	0.00%	0.00%	0.00%	0.00%	0.00%	0.00%	13.79%	0.00%	0.00%	86.21%	0.30000%
OMR JPM US Select S2	0.00%	0.00%	0.00%	0.00%	0.00%	30.00%	0.00%	23.33%	16.67%	13.33%	16.67%	0.29950%
OMR Invesco Europn Equity (UK) S2	0.00%	0.00%	0.00%	0.00%	0.00%	0.00%	0.00%	20.00%	0.00%	5.00%	75.00%	0.11000%
Choices International S-PA	0.00%	0.00%	0.00%	0.00%	0.00%	0.00%	0.00%	100.00%	0.00%	0.00%	0.00%	0.05391%



ReAssure

OMR BlackRock Consensus 60	0.00%	0.00%	0.00%	0.00%	0.00%	0.00%	0.00%	0.00%	71.43%	14.29%	14.29%	Not Available
OMR BlackRock Consensus 35 S2	0.00%	0.00%	0.00%	0.00%	66.67%	33.33%	0.00%	0.00%	0.00%	0.00%	0.00%	Not Available
Artemis Income	0.00%	0.00%	0.00%	0.00%	0.00%	0.00%	1.92%	38.46%	57.69%	0.00%	1.92%	0.12000%
OMR Lazard Emerg Markets Fund S2	0.00%	0.00%	0.00%	0.00%	0.00%	0.00%	0.00%	34.62%	3.85%	7.69%	53.85%	Not Available
OMR M&G Gilt & Fixed Int Inc	0.00%	0.00%	0.00%	0.00%	0.00%	0.00%	0.00%	16.67%	61.11%	13.89%	8.33%	-0.11900%
OMR AXA Framlington European	0.00%	0.00%	0.00%	0.00%	0.00%	0.00%	0.00%	11.11%	0.00%	0.00%	88.89%	0.47880%
OMR Ninety One Gbl Environment S2	0.00%	0.00%	0.00%	0.00%	0.00%	0.00%	0.00%	27.59%	6.90%	0.00%	65.52%	0.50000%
OMR QI Eur exUK Eq Gth Thread	0.00%	0.00%	0.00%	0.00%	0.00%	0.00%	0.00%	3.85%	0.00%	0.00%	96.15%	Not Available
OMR Ninety One UK Special Sits S2	0.00%	0.00%	0.00%	0.00%	0.00%	0.00%	0.00%	22.22%	18.52%	7.41%	51.85%	0.18000%
OMR CT MM Lifestyle 7 S2	0.00%	0.00%	0.00%	0.00%	0.00%	0.00%	0.00%	0.00%	0.00%	100.00%	0.00%	Not Available
OMR UBS US Equity	2.33%	0.00%	0.00%	0.00%	0.00%	0.00%	0.00%	20.93%	0.00%	0.00%	76.74%	Not Available
OMR M&G Sht Dated Corp Bd	0.00%	0.00%	0.00%	0.00%	0.00%	0.00%	0.00%	24.14%	67.24%	6.90%	1.72%	0.00000%
OMR Allianz UK Equity Income	0.00%	0.00%	0.00%	0.00%	0.00%	0.00%	0.00%	0.00%	0.00%	0.00%	100.00%	0.07842%
Protected Retirement Fund 2025 Plan 1	0.00%	0.00%	0.00%	0.00%	4.17%	10.42%	14.58%	70.83%	0.00%	0.00%	0.00%	0.00470%
OMR QI Cirilium Conserv Port S2	0.00%	0.00%	0.00%	0.00%	0.00%	0.00%	0.00%	0.00%	0.00%	100.00%	0.00%	Not Available
OMR Ninety One Global Strat Eq S2	0.00%	0.00%	0.00%	0.00%	0.00%	0.00%	0.00%	25.00%	18.75%	6.25%	50.00%	0.38000%
OMR BRock Contl Eupn Income S2	0.00%	0.00%	0.00%	0.00%	0.00%	0.00%	0.00%	6.25%	6.25%	0.00%	87.50%	0.22480%
Multi Select	17.78%	2.22%	0.00%	0.00%	6.67%	13.33%	13.33%	46.67%	0.00%	0.00%	0.00%	0.09865%
OMR IFSL Marlborough Special Sits	0.00%	0.00%	0.00%	0.00%	0.00%	0.00%	0.00%	8.70%	0.00%	0.00%	91.30%	Not Available
OMR First Sentier Gbl Prop Sec S2	0.00%	0.00%	0.00%	0.00%	0.00%	0.00%	1.89%	30.19%	7.55%	39.62%	20.75%	0.12300%
L&G Equity Fund (GEN 14)	0.00%	25.00%	0.00%	25.00%	25.00%	25.00%	0.00%	0.00%	0.00%	0.00%	0.00%	0.12568%
OMR SVS Cornelian Growth	0.00%	0.00%	0.00%	0.00%	0.00%	0.00%	0.00%	0.00%	0.00%	0.00%	100.00%	Not Available
OMR Mn GLG Jp CrAl Unhdg	0.00%	0.00%	0.00%	0.00%	0.00%	0.00%	0.00%	4.17%	0.00%	0.00%	95.83%	0.28000%
Pacific	46.67%	0.00%	0.00%	0.00%	0.00%	0.00%	20.00%	33.33%	0.00%	0.00%	0.00%	0.02500%
OMR Ninety One UK Special Sits	0.00%	0.00%	0.00%	0.00%	0.00%	0.00%	0.00%	0.00%	0.00%	0.00%	100.00%	0.18000%
OMR Jan Hend Sterling Bond	0.00%	0.00%	0.00%	0.00%	0.00%	0.00%	0.00%	30.77%	0.00%	0.00%	69.23%	0.11970%
Protected Retirement Fund 2035 Plan 1	0.00%	0.00%	0.00%	0.00%	0.00%	0.00%	0.00%	100.00%	0.00%	0.00%	0.00%	0.02618%
OMR iShares Jap Eq Idx UK	0.00%	0.00%	0.00%	0.00%	0.00%	0.00%	70.83%	8.33%	20.83%	0.00%	0.00%	0.02900%
OMR Schroder Sterling Corp Bd	0.00%	0.00%	0.00%	0.00%	0.00%	0.00%	0.00%	8.70%	0.00%	0.00%	91.30%	0.15374%
OMR Prof Fidelity Special Sits	0.00%	0.00%	0.00%	0.00%	0.00%	0.00%	0.00%	0.00%	0.00%	16.67%	83.33%	0.00000%
OMR Aegon Sterling Crp Bd S2	2.56%	0.00%	5.13%	5.13%	20.51%	0.00%	25.64%	23.08%	12.82%	0.00%	5.13%	0.05245%
OMR JH Ins Jap Idx Ops	0.00%	0.00%	0.00%	0.00%	0.00%	0.00%	0.00%	19.30%	0.00%	57.89%	22.81%	Not Available
OMR iShares UK Glt All Sk I UK S2	25.77%	45.36%	13.40%	3.09%	7.22%	0.00%	0.00%	5.15%	0.00%	0.00%	0.00%	0.09009%
OMR JPM Europe (ex-UK) Sust Equity S2	0.00%	0.00%	0.00%	0.00%	0.00%	0.00%	11.90%	26.19%	42.86%	0.00%	19.05%	0.24970%



ReAssure

OMR Schroder High Yield Opps S2	0.00%	0.00%	0.00%	0.00%	0.00%	0.00%	1.56%	39.06%	28.13%	26.56%	4.69%	0.17030%
OMR Fid Sust Em Mkts Eq	0.00%	0.00%	0.00%	0.00%	0.00%	0.00%	0.00%	31.11%	0.00%	0.00%	68.89%	0.00000%
OMR Ninety One UK Smaller Cos S2	0.00%	0.00%	0.00%	0.00%	0.00%	0.00%	0.00%	30.43%	17.39%	4.35%	47.83%	0.06000%
OMR Jan Hend MA Abs Return S2	0.00%	0.00%	0.00%	0.00%	0.00%	0.00%	0.00%	41.82%	0.00%	3.64%	54.55%	Not Available
OMR L&G Pacific Index Trust	0.00%	0.00%	0.00%	0.00%	0.00%	0.00%	40.00%	53.33%	6.67%	0.00%	0.00%	0.01592%
OMR Schroder Sterling Corp Bd S2	0.00%	0.00%	0.00%	0.00%	1.96%	7.84%	5.88%	45.10%	21.57%	13.73%	3.92%	0.15374%
OMR AXA Fram Mgd Income (Grs) S2	0.00%	0.00%	0.00%	0.00%	0.00%	16.67%	0.00%	4.17%	41.67%	20.83%	16.67%	0.25790%
OMR abrdn Asia Pacific Equity Fund	0.00%	0.00%	0.00%	0.00%	0.00%	0.00%	0.00%	12.50%	0.00%	0.00%	87.50%	0.15320%
OMR Liontrust Global Dividend	0.00%	0.00%	0.00%	0.00%	0.00%	0.00%	0.00%	0.00%	0.00%	9.09%	90.91%	-0.80816%
OMR CT MM Navigator Cautious	0.00%	0.00%	0.00%	0.00%	0.00%	0.00%	0.00%	0.00%	0.00%	0.00%	100.00%	Not Available
OMR CT Responsible UK Equity	0.00%	0.00%	0.00%	0.00%	0.00%	0.00%	0.00%	20.00%	0.00%	0.00%	80.00%	Not Available
OMR HSBC Global Strat Caut Por S2	0.00%	0.00%	28.57%	0.00%	28.57%	28.57%	0.00%	0.00%	14.29%	0.00%	0.00%	0.01408%
OMR Premier UK Growth	0.00%	0.00%	0.00%	0.00%	0.00%	0.00%	0.00%	5.56%	0.00%	0.00%	94.44%	0.41000%
OMR Liontrust European Dynamic Fund S2	0.00%	0.00%	0.00%	0.00%	0.00%	0.00%	0.00%	19.44%	0.00%	5.56%	75.00%	-0.09236%
JP Morgan Emerging Markets	0.00%	0.00%	0.00%	0.00%	0.00%	0.00%	0.00%	0.00%	0.00%	7.69%	92.31%	0.37450%
UK Equity (Type 1)	38.46%	0.00%	3.85%	3.85%	7.69%	7.69%	7.69%	30.77%	0.00%	0.00%	0.00%	0.04259%
OMR Invesco Japan (UK)	0.00%	0.00%	0.00%	0.00%	0.00%	0.00%	0.00%	39.68%	0.00%	0.00%	60.32%	0.03000%
M&G Corporate Bond	8.33%	0.00%	33.33%	58.33%	0.00%	0.00%	0.00%	0.00%	0.00%	0.00%	0.00%	0.14440%
OMR HC Verbatim Prt 5 Gth S2	0.00%	0.00%	0.00%	0.00%	0.00%	0.00%	0.00%	0.00%	0.00%	38.10%	61.90%	0.00358%
OMR SVS Cornelian Cautious	0.00%	0.00%	0.00%	0.00%	0.00%	0.00%	0.00%	0.00%	0.00%	0.00%	100.00%	Not Available
OMR CT Responsible UK Income	0.00%	0.00%	0.00%	0.00%	0.00%	0.00%	0.00%	18.18%	0.00%	0.00%	81.82%	Not Available
OMR JPM Multi-Manager Growth S2	0.00%	6.25%	31.25%	0.00%	31.25%	6.25%	6.25%	0.00%	18.75%	0.00%	0.00%	0.42640%
OMR Jupiter Merlin Income Port S2	0.00%	0.00%	0.00%	0.00%	0.00%	0.00%	0.00%	23.08%	0.00%	0.00%	76.92%	0.18776%
OMR QI Cirilium Dyn Bld Pfl S2	0.00%	0.00%	0.00%	0.00%	61.54%	0.00%	15.38%	0.00%	23.08%	0.00%	0.00%	Not Available
OMR Ninety One Gbl Franchise	0.00%	0.00%	0.00%	0.00%	0.00%	0.00%	0.00%	15.00%	0.00%	0.00%	85.00%	0.00000%
OMR Jan Hend MM Active Port	0.00%	0.00%	0.00%	0.00%	0.00%	0.00%	0.00%	23.81%	0.00%	0.00%	76.19%	Not Available
OMR Fidelity Sust Eupn S2	0.00%	0.00%	0.00%	0.00%	0.00%	0.00%	0.00%	4.55%	0.00%	13.64%	81.82%	0.00000%
Global Equity (ex UK) Index Tracker FWv2	0.00%	0.00%	0.00%	0.00%	0.00%	0.00%	0.00%	100.00%	0.00%	0.00%	0.00%	0.02771%
L&G Property Fund (GEN 14)	0.00%	0.00%	0.00%	40.00%	30.00%	10.00%	10.00%	10.00%	0.00%	0.00%	0.00%	0.12965%
OMR Prof Fidelity Am Spec Sits	0.00%	0.00%	0.00%	0.00%	0.00%	0.00%	0.00%	0.00%	0.00%	0.00%	100.00%	0.00000%
OMR Janus Hend Gbl Eq B S2	0.00%	0.00%	0.00%	0.00%	0.00%	0.00%	0.00%	9.09%	0.00%	9.09%	81.82%	Not Available
OMR BlackRock UK Income S2	0.00%	0.00%	0.00%	0.00%	0.00%	0.00%	0.00%	16.67%	5.56%	44.44%	33.33%	0.40928%
OMR L&G MM Income Trust	0.00%	0.00%	0.00%	0.00%	0.00%	0.00%	0.00%	0.00%	0.00%	0.00%	100.00%	0.18504%
OMR Jupiter Asia Pacific S2	0.00%	0.00%	0.00%	0.00%	0.00%	0.00%	0.00%	14.29%	0.00%	39.29%	46.43%	0.50878%



ReAssure

OMR Aegon Ethical Equity	0.00%	0.00%	0.00%	0.00%	0.00%	0.00%	0.00%	10.71%	0.00%	0.00%	89.29%	0.16550%	
UK Corporate Bond (All Stocks)	0.00%	0.00%	0.00%	0.00%	0.00%	100.00%	0.00%	0.00%	0.00%	0.00%	0.00%	0.08790%	
ESI Global Emerging Markets Equity	0.00%	0.00%	0.00%	0.00%	100.00%	0.00%	0.00%	0.00%	0.00%	0.00%	0.00%	0.15245%	
OMR BRock Contl Eupn Income	0.00%	0.00%	0.00%	0.00%	0.00%	0.00%	0.00%	0.00%	0.00%	0.00%	100.00%	0.22480%	
OMR EdenTree Resp & Sust Mgd Income	0.00%	0.00%	0.00%	0.00%	0.00%	0.00%	0.00%	18.18%	0.00%	0.00%	81.82%	Not Available	
OMR Jupiter North Am Eq (OS) S2	0.00%	0.00%	0.00%	0.00%	0.00%	0.00%	0.00%	9.09%	36.36%	36.36%	0.00%	18.18%	0.27040%
OMR FTF ClearBridge US Equity	0.00%	0.00%	0.00%	0.00%	0.00%	0.00%	0.00%	18.75%	0.00%	0.00%	81.25%	Not Available	
Fundsmith Equity	0.00%	0.00%	0.00%	0.00%	0.00%	0.00%	0.00%	10.00%	0.00%	0.00%	90.00%	Not Available	
OMR CT Strat Bond	0.00%	0.00%	0.00%	0.00%	0.00%	0.00%	0.00%	13.33%	0.00%	0.00%	86.67%	Not Available	
OMR Aegon Strategic Bond	0.00%	0.00%	0.00%	0.00%	0.00%	0.00%	0.00%	26.19%	0.00%	61.90%	11.90%	1.67430%	
OMR First Sentier Gbl Prop Sec	0.00%	0.00%	0.00%	0.00%	0.00%	0.00%	0.00%	15.15%	0.00%	0.00%	84.85%	0.12300%	
OMR CT Am Sm Cos	0.00%	0.00%	0.00%	0.00%	0.00%	0.00%	0.00%	0.00%	0.00%	0.00%	100.00%	Not Available	
OMR JPM Global Macro Sustainable S2	0.00%	0.00%	0.00%	0.00%	0.00%	0.00%	0.00%	12.50%	16.67%	20.83%	50.00%	0.82250%	
OMR Barings Eastern Trust S2	0.00%	0.00%	0.00%	0.00%	0.00%	0.00%	0.00%	30.00%	0.00%	13.33%	56.67%	Not Available	
OMR BNY Mellon Intl Bond	0.00%	0.00%	0.00%	0.00%	0.00%	0.00%	0.00%	31.03%	0.00%	0.00%	68.97%	0.21702%	
OMR Lazard European Alpha	0.00%	0.00%	0.00%	0.00%	0.00%	0.00%	0.00%	20.83%	0.00%	0.00%	79.17%	0.12847%	
UK Index Linked Index Tracker	0.00%	0.00%	0.00%	0.00%	5.26%	0.00%	7.89%	86.84%	0.00%	0.00%	0.00%	Not Available	
OMR Jupiter World Equity S2	0.00%	0.00%	0.00%	0.00%	0.00%	0.00%	0.00%	9.09%	72.73%	18.18%	0.00%	0.40119%	
OMR L&G Active Sterling Corp Bond	0.00%	0.00%	0.00%	0.00%	0.00%	0.00%	0.00%	0.00%	0.00%	0.00%	100.00%	0.12076%	
OMR Rathbone UK Opportunities	0.00%	0.00%	0.00%	0.00%	0.00%	0.00%	0.00%	44.44%	0.00%	0.00%	55.56%	Not Available	
OMR Stewart Inv Asia Pacific	0.00%	0.00%	0.00%	0.00%	0.00%	0.00%	0.00%	11.76%	0.00%	0.00%	88.24%	Not Available	
OMR Invesco Global Focus (UK)	0.00%	0.00%	0.00%	0.00%	0.00%	0.00%	0.00%	12.50%	0.00%	0.00%	87.50%	0.24000%	
Pacific (ex Japan) Equity	0.00%	0.00%	0.00%	0.00%	0.00%	100.00%	0.00%	0.00%	0.00%	0.00%	0.00%	0.02500%	
OMR QI Cirilium Dynamic Port	0.00%	0.00%	0.00%	0.00%	0.00%	0.00%	0.00%	0.00%	0.00%	0.00%	100.00%	Not Available	
OMR BlackRock US Opportunities	0.00%	0.00%	0.00%	0.00%	0.00%	0.00%	0.00%	7.14%	0.00%	0.00%	92.86%	0.48228%	
OMR ThreadLux Euro Hgh Yld Bd 3G S2	0.00%	0.00%	0.00%	0.00%	0.00%	0.00%	0.00%	40.82%	12.24%	0.00%	46.94%	Not Available	
OMR CT UK Prop Auth Tr Fdr S2	0.00%	0.00%	0.00%	0.00%	0.00%	0.00%	0.00%	34.29%	1.43%	17.14%	47.14%	Not Available	
OMR AXA Fram UK Smaller Cos	0.00%	0.00%	0.00%	0.00%	0.00%	0.00%	0.00%	17.39%	0.00%	0.00%	82.61%	0.43280%	
OMR IFSL Marlborough UK Mt-Cap Gwth	0.00%	0.00%	0.00%	0.00%	0.00%	0.00%	0.00%	0.00%	0.00%	0.00%	100.00%	Not Available	
OMR Fidelity UK Smaller Cos S2	0.00%	0.00%	0.00%	0.00%	0.00%	0.00%	0.00%	7.69%	0.00%	15.38%	76.92%	0.00000%	
OMR Jan Hend UK Abs Retn	0.00%	0.00%	0.00%	0.00%	0.00%	0.00%	0.00%	10.00%	0.00%	0.00%	90.00%	Not Available	
OMR JPM Global Equity Income S2	0.00%	0.00%	0.00%	0.00%	0.00%	0.00%	0.00%	8.33%	0.00%	8.33%	83.33%	0.51870%	
OMR QI Eur exUK Eq Gth Thread S2	0.00%	0.00%	0.00%	0.00%	0.00%	0.00%	0.00%	26.09%	17.39%	30.43%	26.09%	Not Available	
OMR Invesco Gbl Eq Income (UK) S2	0.00%	0.00%	0.00%	0.00%	0.00%	0.00%	0.00%	14.29%	7.14%	0.00%	78.57%	0.31000%	



ReAssure

OMR JPM Global Macro Sustainable	0.00%	0.00%	0.00%	0.00%	0.00%	0.00%	0.00%	44.83%	0.00%	0.00%	55.17%	0.82250%
OMR BlackRock Emerging Markets	0.00%	0.00%	0.00%	0.00%	0.00%	0.00%	0.00%	0.00%	0.00%	0.00%	100.00%	0.61383%
OMR Artemis Global Income S2	0.00%	0.00%	0.00%	0.00%	0.00%	0.00%	0.00%	17.24%	20.69%	0.00%	62.07%	0.77000%
European Equity Index 5	0.00%	0.00%	0.00%	0.00%	0.00%	62.50%	12.50%	25.00%	0.00%	0.00%	0.00%	0.02024%
OMR Schroder Core UK Equity	0.00%	0.00%	0.00%	0.00%	0.00%	0.00%	0.00%	16.67%	0.00%	0.00%	83.33%	0.15819%
OMR JPM Japan	0.00%	0.00%	0.00%	0.00%	0.00%	0.00%	0.00%	21.15%	0.00%	0.00%	78.85%	0.26790%
OMR Liontrust European Dynamic Fund	0.00%	0.00%	0.00%	0.00%	0.00%	0.00%	0.00%	16.67%	0.00%	0.00%	83.33%	-0.09236%
OMR Jupiter European Spec Sits	0.00%	0.00%	0.00%	0.00%	0.00%	0.00%	0.00%	30.77%	0.00%	0.00%	69.23%	0.02122%
OMR M&G Gbl Macro Bd S2	0.00%	0.00%	0.00%	0.00%	0.00%	6.67%	3.33%	23.33%	36.67%	6.67%	23.33%	0.49390%
OMR Artemis Global Growth	0.00%	0.00%	0.00%	0.00%	0.00%	0.00%	0.00%	3.85%	0.00%	0.00%	96.15%	0.77000%
Managed (F)	16.67%	1.28%	0.00%	2.56%	6.41%	15.38%	7.69%	50.00%	0.00%	0.00%	0.00%	0.09865%
OMR BlackRock Corporate Bond S2	0.00%	0.00%	0.00%	0.00%	0.00%	7.14%	2.38%	28.57%	26.19%	26.19%	9.52%	0.20345%
OMR VT Momentum Diversified Gwth	0.00%	0.00%	0.00%	0.00%	0.00%	0.00%	0.00%	5.56%	0.00%	0.00%	94.44%	Not Available
OMR Ninety One UK Spec Sits B	0.00%	0.00%	0.00%	0.00%	0.00%	0.00%	0.00%	41.94%	0.00%	0.00%	58.06%	0.18000%
OMR BlackRock Eupn Abs Alpha S2	0.00%	0.00%	0.00%	0.00%	0.00%	0.00%	0.00%	14.29%	0.00%	7.14%	78.57%	0.35909%
OMR Jupiter Gbl Eq Inc (IRL)	0.00%	0.00%	0.00%	0.00%	0.00%	0.00%	0.00%	7.69%	0.00%	0.00%	92.31%	0.23520%
Money Market Standard	0.00%	0.00%	0.00%	0.00%	100.00%	0.00%	0.00%	0.00%	0.00%	0.00%	0.00%	0.00470%
International	0.00%	0.00%	0.00%	0.00%	0.00%	4.17%	4.17%	91.67%	0.00%	0.00%	0.00%	0.05146%
OMR Jupiter Monthly Income Bond S2	0.00%	0.00%	0.00%	0.00%	0.00%	8.57%	8.57%	28.57%	20.00%	14.29%	20.00%	0.39903%
Far East Equity Select	0.00%	0.00%	0.00%	0.00%	0.00%	0.00%	72.73%	27.27%	0.00%	0.00%	0.00%	0.02500%
OMR EdenTree Resp&Sust Eupn Eq S2	0.00%	0.00%	0.00%	0.00%	0.00%	0.00%	0.00%	7.14%	7.14%	0.00%	85.71%	Not Available
OMR Artemis Capital S2	0.00%	0.00%	0.00%	0.00%	0.00%	0.00%	0.00%	9.09%	9.09%	9.09%	72.73%	0.48000%
OMR Schroder European Recovery	0.00%	0.00%	0.00%	0.00%	0.00%	0.00%	0.00%	22.22%	0.00%	0.00%	77.78%	0.06466%
OMR BlackRock Corporate Bond	0.00%	0.00%	0.00%	0.00%	0.00%	0.00%	0.00%	7.69%	0.00%	0.00%	92.31%	0.20345%
OMR Man GLG UK Income S2	0.00%	0.00%	0.00%	0.00%	0.00%	0.00%	0.00%	12.50%	6.25%	12.50%	68.75%	0.46000%
OMR AXA Framlington FinTech S2	0.00%	0.00%	0.00%	0.00%	0.00%	4.17%	0.00%	33.33%	16.67%	8.33%	37.50%	0.51290%
OMR M&G Japan Sm Cos S2	0.00%	0.00%	0.00%	0.00%	0.00%	0.00%	0.00%	22.22%	44.44%	33.33%	0.00%	0.10240%
OMR LF Odey Opus S2	0.00%	0.00%	0.00%	0.00%	0.00%	0.00%	0.00%	16.67%	0.00%	16.67%	66.67%	0.93900%
OMR Prof Fidelity American	0.00%	0.00%	0.00%	0.00%	0.00%	0.00%	0.00%	0.00%	0.00%	33.33%	66.67%	0.00000%
OMR QI Ster Corp Bd Fidelity S2	0.00%	0.00%	0.00%	0.00%	0.00%	0.00%	0.00%	45.24%	21.43%	0.00%	33.33%	Not Available
OMR FTF Martin Currie US Unc	0.00%	0.00%	0.00%	0.00%	0.00%	0.00%	0.00%	19.23%	0.00%	0.00%	80.77%	Not Available
OMR VT Momentum Diversified Inc	0.00%	0.00%	0.00%	0.00%	0.00%	0.00%	0.00%	7.69%	0.00%	0.00%	92.31%	Not Available
OMR QI Ster Div Bd Fidelity S2	0.00%	0.00%	0.00%	0.00%	0.00%	1.96%	1.96%	43.14%	33.33%	1.96%	17.65%	Not Available
Far Eastern	50.00%	0.00%	5.00%	0.00%	0.00%	5.00%	15.00%	25.00%	0.00%	0.00%	0.00%	0.04036%

OMR UBS US Equity S2	0.00%	0.00%	0.00%	0.00%	30.43%	0.00%	17.39%	39.13%	8.70%	0.00%	4.35%	Not Available
North American Equity Select	0.00%	88.89%	11.11%	0.00%	0.00%	0.00%	0.00%	0.00%	0.00%	0.00%	0.00%	0.08100%
OMR HSBC FTSE 250 Index	0.00%	0.00%	0.00%	0.00%	0.00%	0.00%	0.00%	91.67%	8.33%	0.00%	0.00%	0.00949%
Global Equity	0.00%	0.00%	0.00%	0.00%	100.00%	0.00%	0.00%	0.00%	0.00%	0.00%	0.00%	0.07851%
OMR abrtn Global Equity S2	0.00%	0.00%	0.00%	0.00%	0.00%	0.00%	4.55%	27.27%	40.91%	0.00%	27.27%	0.19630%
OMR Jan Hend MM Managed	0.00%	0.00%	0.00%	0.00%	0.00%	0.00%	0.00%	3.23%	0.00%	0.00%	96.77%	Not Available
OMR Liontrust Global Dividend S2	0.00%	0.00%	0.00%	0.00%	0.00%	0.00%	0.00%	6.67%	0.00%	0.00%	93.33%	-0.80816%
OMR CT American	0.00%	0.00%	0.00%	0.00%	0.00%	0.00%	0.00%	0.00%	0.00%	0.00%	100.00%	Not Available
BNY Mellon 50/50 Global Equity	100.00%	0.00%	0.00%	0.00%	0.00%	0.00%	0.00%	0.00%	0.00%	0.00%	0.00%	0.00647%
European (Ex UK) Equity	0.00%	0.00%	0.00%	0.00%	0.00%	100.00%	0.00%	0.00%	0.00%	0.00%	0.00%	-0.04420%
Managed (Type 1)	13.79%	0.00%	6.90%	0.00%	0.00%	6.90%	6.90%	65.52%	0.00%	0.00%	0.00%	0.09865%
OMR Jupiter China S2	0.00%	0.00%	0.00%	0.00%	0.00%	0.00%	0.00%	14.71%	0.00%	0.00%	85.29%	0.24548%
OMR Schroder European S2	0.00%	0.00%	0.00%	0.00%	0.00%	0.00%	0.00%	12.50%	0.00%	12.50%	75.00%	0.33606%
International Managed	0.00%	0.00%	0.00%	0.00%	0.00%	0.00%	16.67%	83.33%	0.00%	0.00%	0.00%	0.05146%
OMR SVS Cornelian Progressive S2	0.00%	0.00%	0.00%	0.00%	0.00%	0.00%	0.00%	0.00%	0.00%	0.00%	100.00%	Not Available
OMR iShares Corp Bd Index (UK)	0.00%	0.00%	0.00%	0.00%	0.00%	0.00%	0.00%	80.00%	20.00%	0.00%	0.00%	0.04393%
OMR Premier UK Growth S2	0.00%	0.00%	0.00%	0.00%	0.00%	0.00%	0.00%	8.33%	0.00%	33.33%	58.33%	0.41000%
OMR Barings Global Leaders S2	0.00%	0.00%	0.00%	0.00%	0.00%	0.00%	0.00%	16.67%	0.00%	0.00%	83.33%	Not Available
OMR Invesco Europn Sm Cos (UK) S2	0.00%	0.00%	0.00%	0.00%	0.00%	0.00%	0.00%	17.65%	0.00%	0.00%	82.35%	0.47000%
OMR Fidelity MoneyBuilder Divi S2	0.00%	0.00%	0.00%	0.00%	0.00%	0.00%	23.08%	7.69%	46.15%	0.00%	23.08%	0.00000%
OMR Jan Hend UK Abs Retn S2	0.00%	0.00%	0.00%	0.00%	0.00%	0.00%	0.00%	31.25%	0.00%	3.13%	65.63%	Not Available
OMR abrtn MM Cautious Mgd Port	0.00%	0.00%	0.00%	0.00%	0.00%	0.00%	0.00%	25.00%	0.00%	0.00%	75.00%	0.18220%
OMR Kotak India Midcap S2	0.00%	0.00%	0.00%	0.00%	0.00%	0.00%	0.00%	5.88%	0.00%	0.00%	94.12%	Not Available
BlackRock European Dynamic	0.00%	0.00%	0.00%	0.00%	0.00%	0.00%	0.00%	4.76%	0.00%	71.43%	23.81%	0.36469%
OMR Invesco Eupn Focus (UK) S2	0.00%	0.00%	0.00%	0.00%	0.00%	0.00%	0.00%	33.33%	13.33%	0.00%	53.33%	0.15000%
OMR Fidelity Inst Long Bond S2	0.00%	9.38%	0.00%	15.63%	31.25%	6.25%	12.50%	12.50%	9.38%	0.00%	3.13%	0.00000%
Global Equity Index Tracker v2	0.00%	0.00%	0.00%	0.00%	0.00%	0.00%	0.00%	100.00%	0.00%	0.00%	0.00%	0.04951%
OMR Allianz Strategic Bond	0.00%	0.00%	0.00%	0.00%	0.00%	0.00%	0.00%	7.69%	0.00%	0.00%	92.31%	0.04951%
OMR abrtn Global Ethical Equity	0.00%	0.00%	0.00%	0.00%	0.00%	0.00%	0.00%	13.33%	0.00%	0.00%	86.67%	0.36680%
OMR BNY Mellon Sust UK Opps	0.00%	0.00%	0.00%	0.00%	0.00%	0.00%	0.00%	15.00%	0.00%	0.00%	85.00%	0.18230%
Royal London UK Equity Income	0.00%	0.00%	0.00%	0.00%	0.00%	0.00%	0.00%	5.56%	55.56%	27.78%	11.11%	0.13000%
OMR BlackRock Dynamic Div Gwth S2	0.00%	0.00%	0.00%	0.00%	0.00%	0.00%	0.00%	0.00%	100.00%	0.00%	0.00%	0.36736%
Pacific (ex Japan) Equity Index Tracker	0.00%	0.00%	0.00%	0.00%	90.00%	10.00%	0.00%	0.00%	0.00%	0.00%	0.00%	0.02500%
OMR Lazard Emerg Markets Fund	0.00%	0.00%	0.00%	0.00%	0.00%	0.00%	0.00%	12.90%	0.00%	0.00%	87.10%	Not Available



ReAssure

OMR Ninety One Global Strat Eq	0.00%	0.00%	0.00%	0.00%	0.00%	0.00%	0.00%	11.76%	0.00%	0.00%	88.24%	0.38000%
OMR M&G Index-Linked Bond	0.00%	0.00%	0.00%	0.00%	0.00%	0.00%	0.00%	16.67%	50.00%	25.00%	8.33%	0.31440%
UK Smaller Companies 5	0.00%	0.00%	0.00%	0.00%	5.56%	33.33%	22.22%	38.89%	0.00%	0.00%	0.00%	0.01581%
OMR Jupiter Gbl Emerging Mkts	0.00%	0.00%	0.00%	0.00%	0.00%	0.00%	0.00%	15.00%	0.00%	0.00%	85.00%	0.02920%
OMR Barings Gbl Emerging Mkts	0.00%	0.00%	0.00%	0.00%	0.00%	0.00%	0.00%	15.38%	0.00%	0.00%	84.62%	Not Available
OMR Jupiter Asia Pacific	0.00%	0.00%	0.00%	0.00%	0.00%	0.00%	0.00%	0.00%	0.00%	0.00%	100.00%	0.50878%
CT UK Equity Income	0.00%	0.00%	0.00%	0.00%	0.00%	0.00%	0.00%	5.56%	0.00%	0.00%	94.44%	Not Available
OMR abrdn UK Property Feed S2	0.00%	0.00%	0.00%	0.00%	1.96%	0.00%	0.00%	29.41%	25.49%	19.61%	23.53%	0.00000%
OMR Prof Fid Gbl Spec Sits	0.00%	0.00%	0.00%	0.00%	0.00%	0.00%	0.00%	0.00%	0.00%	28.57%	71.43%	0.00000%
OMR Fidelity Moneybuilder Bal S2	0.00%	0.00%	0.00%	0.00%	0.00%	0.00%	11.11%	3.70%	29.63%	0.00%	55.56%	0.00000%
OMR QI Ster Div Bd Fidelity	0.00%	0.00%	0.00%	0.00%	0.00%	0.00%	0.00%	0.00%	0.00%	0.00%	100.00%	Not Available
OMR Prof QI SterCrbD Fidelity	0.00%	0.00%	0.00%	0.00%	0.00%	0.00%	0.00%	0.00%	50.00%	50.00%	0.00%	Not Available
OMR JPM Europe (ex-UK) Sust Equity	0.00%	0.00%	0.00%	0.00%	0.00%	0.00%	0.00%	11.11%	0.00%	0.00%	88.89%	0.24970%
OMR BG China Growth Trust	0.00%	0.00%	0.00%	0.00%	0.00%	0.00%	0.00%	11.11%	0.00%	0.00%	88.89%	Not Available
OMR IFSL AMR Diversified Port	0.00%	0.00%	0.00%	0.00%	0.00%	0.00%	0.00%	0.00%	0.00%	0.00%	100.00%	Not Available
OMR CT Am Sm Cos S2	0.00%	0.00%	0.00%	0.00%	0.00%	0.00%	0.00%	34.62%	30.77%	34.62%	0.00%	Not Available
Deposit (Universal)	0.00%	0.00%	1.69%	6.78%	16.95%	11.86%	22.03%	40.68%	0.00%	0.00%	0.00%	0.00470%
OMR Ninety One Gbl Franchise S2	0.00%	0.00%	0.00%	0.00%	0.00%	0.00%	0.00%	40.00%	20.00%	0.00%	40.00%	0.00000%
OMR abrdn UK Equity	0.00%	0.00%	0.00%	0.00%	0.00%	0.00%	0.00%	22.22%	0.00%	0.00%	77.78%	0.20610%
North American	0.00%	100.00%	0.00%	0.00%	0.00%	0.00%	0.00%	0.00%	0.00%	0.00%	0.00%	0.08100%
OMR Invesco Income & Gwth (UK)	0.00%	0.00%	0.00%	0.00%	0.00%	0.00%	0.00%	10.00%	0.00%	0.00%	90.00%	0.00000%
Aberdeen Asia Pacific Equity	0.00%	8.33%	50.00%	41.67%	0.00%	0.00%	0.00%	0.00%	0.00%	0.00%	0.00%	0.14240%
OMR CT UK Prop Auth Tr Fdr	0.00%	0.00%	0.00%	0.00%	0.00%	0.00%	0.00%	17.24%	0.00%	0.00%	82.76%	Not Available
OMR FTF ClearBridge US Equity S2	0.00%	0.00%	0.00%	0.00%	0.00%	0.00%	7.14%	16.67%	9.52%	4.76%	61.90%	Not Available
OMR FTF Martin Currie UK Eqty Income	0.00%	0.00%	0.00%	0.00%	0.00%	0.00%	0.00%	0.00%	0.00%	83.33%	16.67%	Not Available
OMR Jupiter UK Opportunities S2	0.00%	0.00%	0.00%	0.00%	0.00%	0.00%	0.00%	50.98%	7.84%	0.00%	41.18%	0.14820%
Multi Select	32.00%	0.00%	0.00%	0.00%	8.00%	20.00%	0.00%	40.00%	0.00%	0.00%	0.00%	0.09865%
Safety Net Stockmarket	71.43%	0.00%	0.00%	14.29%	0.00%	0.00%	0.00%	14.29%	0.00%	0.00%	0.00%	0.01094%
OMR abrdn European Smaller Cos S2	0.00%	0.00%	0.00%	0.00%	0.00%	0.00%	47.06%	5.88%	41.18%	0.00%	5.88%	0.00110%
OMR M&G Eupn Sust Paris Aligned	0.00%	0.00%	0.00%	0.00%	0.00%	0.00%	0.00%	7.14%	0.00%	85.71%	7.14%	0.01400%
OMR EdenTree Resp&Sust UK Eq	0.00%	0.00%	0.00%	0.00%	0.00%	0.00%	0.00%	0.00%	0.00%	0.00%	100.00%	Not Available
Managed (P)	12.50%	2.08%	0.00%	4.17%	4.17%	14.58%	8.33%	54.17%	0.00%	0.00%	0.00%	0.09865%
Property	0.00%	0.00%	0.00%	0.00%	0.00%	0.00%	0.00%	100.00%	0.00%	0.00%	0.00%	0.16850%
Multi Select	62.50%	0.00%	0.00%	6.25%	0.00%	0.00%	0.00%	31.25%	0.00%	0.00%	0.00%	0.09865%



ReAssure

OMR BlackRock Developed Mkts Sust Eq	0.00%	0.00%	0.00%	0.00%	0.00%	0.00%	0.00%	7.69%	0.00%	0.00%	92.31%	0.47477%
European	54.55%	0.00%	0.00%	0.00%	0.00%	9.09%	18.18%	18.18%	0.00%	0.00%	0.00%	-0.04420%
OMR M&G Episode Allocation S2	0.00%	0.00%	0.00%	0.00%	0.00%	0.00%	10.00%	10.00%	60.00%	0.00%	20.00%	0.00000%
OMR BlackRock Latin Am Inv Tst	0.00%	0.00%	0.00%	0.00%	0.00%	0.00%	0.00%	10.00%	0.00%	0.00%	90.00%	0.26450%
OMR Schroder Gilt & Fixed Int S2	0.00%	0.00%	0.00%	0.00%	26.32%	10.53%	21.05%	5.26%	26.32%	0.00%	10.53%	0.27897%
OMR M&G Global Government Bond	0.00%	0.00%	0.00%	0.00%	0.00%	0.00%	0.00%	12.50%	0.00%	0.00%	87.50%	0.12270%
OMR Schroder Global Eq Income S2	0.00%	0.00%	0.00%	0.00%	0.00%	0.00%	0.00%	10.00%	0.00%	10.00%	80.00%	0.12327%
OMR Premier Miton Caut Mt Ast	0.00%	0.00%	0.00%	0.00%	0.00%	0.00%	0.00%	0.00%	0.00%	0.00%	100.00%	0.67000%
OMR AXA Fram Global Thematics S2	0.00%	0.00%	0.00%	0.00%	0.00%	0.00%	0.00%	18.75%	37.50%	12.50%	31.25%	0.51150%
OMR Schroder Euro Alpha Plus	0.00%	0.00%	0.00%	0.00%	0.00%	0.00%	0.00%	9.52%	0.00%	0.00%	90.48%	0.28818%
OMR VT Momentum Diversified Inc S2	0.00%	0.00%	0.00%	0.00%	0.00%	0.00%	0.00%	16.67%	0.00%	0.00%	83.33%	Not Available
OMR L&G Strategic Bond S2	0.00%	0.00%	0.00%	0.00%	0.00%	0.00%	0.00%	21.88%	53.13%	0.00%	25.00%	0.79160%
ESI Global Emerging Markets Equity	0.00%	0.00%	0.00%	52.94%	47.06%	0.00%	0.00%	0.00%	0.00%	0.00%	0.00%	0.15245%
European Equity Select	0.00%	76.92%	15.38%	7.69%	0.00%	0.00%	0.00%	0.00%	0.00%	0.00%	0.00%	-0.04420%
UK Aggregate Fixed Interest	0.00%	0.00%	0.00%	0.00%	0.00%	100.00%	0.00%	0.00%	0.00%	0.00%	0.00%	0.00000%
Credit Suisse Fellowship	53.85%	0.00%	15.38%	0.00%	0.00%	0.00%	0.00%	30.77%	0.00%	0.00%	0.00%	0.30030%
BNY Mellon Global Balanced	100.00%	0.00%	0.00%	0.00%	0.00%	0.00%	0.00%	0.00%	0.00%	0.00%	0.00%	0.10726%
OMR Prof Fidelity Asia	0.00%	0.00%	0.00%	0.00%	0.00%	0.00%	0.00%	0.00%	0.00%	0.00%	100.00%	0.00000%
UK Fixed Interest-Over 15 Years LStyle	100.00%	0.00%	0.00%	0.00%	0.00%	0.00%	0.00%	0.00%	0.00%	0.00%	0.00%	0.00000%
UK Tracker	0.00%	0.00%	0.00%	0.00%	100.00%	0.00%	0.00%	0.00%	0.00%	0.00%	0.00%	0.04830%
OMR Ninety One UK Smaller Cos	0.00%	0.00%	0.00%	0.00%	0.00%	0.00%	0.00%	18.75%	0.00%	0.00%	81.25%	0.06000%
Fixed Interest Pen Standard LStyle	0.00%	0.00%	0.00%	0.00%	100.00%	0.00%	0.00%	0.00%	0.00%	0.00%	0.00%	0.00386%
Managed Growth	0.00%	0.00%	0.00%	0.00%	0.00%	0.00%	0.00%	100.00%	0.00%	0.00%	0.00%	0.09865%
OMR Aegon High Yield Bond S2	0.00%	0.00%	0.00%	10.53%	7.89%	44.74%	7.89%	7.89%	13.16%	5.26%	2.63%	0.24960%
OMR Invesco Jap Sm Cos UK S2	0.00%	0.00%	0.00%	0.00%	0.00%	0.00%	0.00%	23.53%	17.65%	17.65%	41.18%	0.26000%
Far East Equity Tracker	0.00%	100.00%	0.00%	0.00%	0.00%	0.00%	0.00%	0.00%	0.00%	0.00%	0.00%	0.02500%
OMR L&G MM Balanced Trust S2	0.00%	0.00%	0.00%	0.00%	0.00%	0.00%	0.00%	0.00%	0.00%	0.00%	100.00%	0.14812%
OMR EdenTree Res&Sus UK Eq Opp	0.00%	0.00%	0.00%	0.00%	0.00%	0.00%	0.00%	0.00%	0.00%	0.00%	100.00%	Not Available
OMR SVS Cornelian Mngd Growth	0.00%	0.00%	0.00%	0.00%	0.00%	0.00%	0.00%	0.00%	0.00%	0.00%	100.00%	Not Available
OMR EdenTree Resp & Sust Mgd Income S2	0.00%	0.00%	0.00%	0.00%	0.00%	0.00%	2.94%	47.06%	8.82%	0.00%	41.18%	Not Available
OMR HSBC World Select Bal Port S2	0.00%	0.00%	0.00%	0.00%	0.00%	0.00%	0.00%	16.67%	33.33%	33.33%	16.67%	0.06392%
OMR Fidelity UK Select S2	0.00%	0.00%	0.00%	0.00%	0.00%	0.00%	0.00%	21.74%	0.00%	17.39%	60.87%	0.00000%
OMR QI Creation Balanced Port	0.00%	0.00%	0.00%	0.00%	0.00%	0.00%	0.00%	0.00%	0.00%	0.00%	100.00%	Not Available
OMR Premier Optimum Income	0.00%	0.00%	0.00%	0.00%	0.00%	0.00%	0.00%	33.33%	0.00%	0.00%	66.67%	0.06000%



ReAssure

OMR AXA Framlington UK Sust Equity S2	0.00%	0.00%	0.00%	0.00%	0.00%	0.00%	0.00%	0.00%	0.00%	0.00%	100.00%	0.15910%
OMR Jan Hend Gbl Eq Income S2	0.00%	0.00%	0.00%	0.00%	0.00%	0.00%	0.00%	10.53%	0.00%	5.26%	84.21%	Not Available
OMR Jan Hend Sterling Bond S2	0.00%	0.00%	0.00%	0.00%	0.00%	0.00%	0.00%	5.88%	41.18%	11.76%	41.18%	0.11970%
OMR Schroder Asian Income	0.00%	0.00%	0.00%	0.00%	0.00%	0.00%	0.00%	0.00%	0.00%	0.00%	100.00%	0.11631%
OMR Schroder Recovery	0.00%	0.00%	0.00%	0.00%	0.00%	0.00%	0.00%	18.75%	0.00%	0.00%	81.25%	0.08336%
OMR abrdn Sterling Sh Tm Gov Bd	0.00%	0.00%	0.00%	0.00%	0.00%	0.00%	0.00%	0.00%	0.00%	50.00%	50.00%	-0.01110%
OMR EdenTree Resp&Sust Gbl Eq	0.00%	0.00%	0.00%	0.00%	0.00%	0.00%	0.00%	14.29%	0.00%	0.00%	85.71%	Not Available
UK Smaller Companies	0.00%	0.00%	0.00%	0.00%	0.00%	0.00%	0.00%	11.11%	88.89%	0.00%	0.00%	0.51049%
OMR JPM Emerging Europe Equity II S2	0.00%	0.00%	0.00%	0.00%	0.00%	0.00%	0.00%	56.18%	4.49%	1.12%	38.20%	0.23310%
OMR iShares UK Glt All Sk I UK	0.00%	0.00%	0.00%	0.00%	0.00%	0.00%	73.33%	0.00%	26.67%	0.00%	0.00%	0.09009%
OMR BlackRock Natural Resources	0.00%	0.00%	0.00%	0.00%	0.00%	0.00%	0.00%	25.00%	0.00%	0.00%	75.00%	1.26484%
Global Equity IT (Fixed Weights)	0.00%	0.00%	0.00%	0.00%	100.00%	0.00%	0.00%	0.00%	0.00%	0.00%	0.00%	0.02771%
OMR Fidelity Mt-Ast Income S2	0.00%	0.00%	0.00%	0.00%	0.00%	0.00%	0.00%	56.25%	0.00%	0.00%	43.75%	0.00000%
OMR QI Creation Cons Port	0.00%	0.00%	0.00%	0.00%	0.00%	0.00%	0.00%	0.00%	0.00%	0.00%	100.00%	Not Available
OMR Invesco Tactical Bond (UK)	0.00%	0.00%	0.00%	0.00%	0.00%	0.00%	0.00%	10.53%	0.00%	0.00%	89.47%	0.14000%
OMR M&G Japan Sm Cos	0.00%	0.00%	0.00%	0.00%	0.00%	0.00%	0.00%	0.00%	0.00%	0.00%	100.00%	0.10240%
UK Equity	0.00%	0.00%	0.00%	0.00%	0.00%	86.67%	13.33%	0.00%	0.00%	0.00%	0.00%	0.05578%
UK Corporate Bond (All Stocks) LStyle	100.00%	0.00%	0.00%	0.00%	0.00%	0.00%	0.00%	0.00%	0.00%	0.00%	0.00%	0.08790%
OMR BNP Paribas Europe Equity S2	0.00%	0.00%	0.00%	0.00%	0.00%	0.00%	0.00%	9.09%	0.00%	0.00%	90.91%	Not Available
Japanese Equity	0.00%	55.00%	15.00%	5.00%	0.00%	5.00%	0.00%	20.00%	0.00%	0.00%	0.00%	0.07710%
Money Market LStyle	12.50%	0.00%	0.00%	0.00%	87.50%	0.00%	0.00%	0.00%	0.00%	0.00%	0.00%	0.00470%
OMR Sarasin Thematic Gbl Eq S2	0.00%	0.00%	0.00%	0.00%	0.00%	0.00%	0.00%	40.00%	0.00%	5.00%	55.00%	Not Available
OMR Barings Eastern Trust	0.00%	0.00%	0.00%	0.00%	0.00%	0.00%	0.00%	13.51%	0.00%	0.00%	86.49%	Not Available
OMR QI Monthly Inc + Gwth S2	0.00%	0.00%	0.00%	0.00%	0.00%	0.00%	0.00%	0.00%	66.67%	0.00%	33.33%	Not Available
Pacific (ex Japan) Equity	0.00%	0.00%	0.00%	0.00%	100.00%	0.00%	0.00%	0.00%	0.00%	0.00%	0.00%	0.02500%
OMR abrdn Global Equity	0.00%	0.00%	0.00%	0.00%	0.00%	0.00%	0.00%	5.88%	0.00%	0.00%	94.12%	0.19630%
OMR Schroder Core UK Equity S2	0.00%	0.00%	0.00%	0.00%	0.00%	0.00%	0.00%	11.76%	11.76%	29.41%	47.06%	0.15819%
OMR abrdn UK Equity S2	0.00%	0.00%	0.00%	0.00%	0.00%	0.00%	80.00%	0.00%	20.00%	0.00%	0.00%	0.20610%
OMR Jan Hend Fxd Int M Inc AQ S2	2.63%	0.00%	0.00%	0.00%	0.00%	0.00%	0.00%	36.84%	13.16%	7.89%	39.47%	Not Available
OMR Invesco Global Focus (UK) S2	0.00%	0.00%	0.00%	0.00%	0.00%	0.00%	10.00%	20.00%	20.00%	10.00%	40.00%	0.24000%
OMR Margetts Sentinel Defensiv	0.00%	0.00%	0.00%	0.00%	0.00%	0.00%	0.00%	15.00%	0.00%	0.00%	85.00%	Not Available
OMR HSBC Income	0.00%	0.00%	0.00%	0.00%	0.00%	0.00%	0.00%	50.00%	0.00%	0.00%	50.00%	0.11960%
UK Equity	0.00%	0.00%	0.00%	0.00%	0.00%	0.00%	17.14%	82.86%	0.00%	0.00%	0.00%	0.04259%
OMR M&G Global High Yield Bd S2	0.00%	0.00%	0.00%	0.00%	0.00%	7.69%	0.00%	53.85%	15.38%	0.00%	23.08%	0.05060%



ReAssure

JOHCM JO Hambro UK Equity Income	0.00%	0.00%	0.00%	0.00%	0.00%	0.00%	0.00%	0.00%	0.00%	0.00%	100.00%	Not Available
OMR JPM Unconstrained Bond S2	0.00%	0.00%	0.00%	0.00%	0.00%	0.00%	4.00%	40.00%	56.00%	0.00%	0.00%	0.13190%
OMR SVS Cornelian Progressive	0.00%	0.00%	0.00%	0.00%	0.00%	0.00%	0.00%	0.00%	0.00%	0.00%	100.00%	Not Available
OMR BlackRock UK Abs Alpha	0.00%	0.00%	0.00%	0.00%	0.00%	0.00%	0.00%	43.75%	0.00%	0.00%	56.25%	-0.09204%
Money Market LStyle	0.00%	0.00%	0.00%	0.00%	0.00%	100.00%	0.00%	0.00%	0.00%	0.00%	0.00%	0.00470%
OMR Aviva Inv UK Prop Feeder	2.68%	0.00%	0.00%	0.00%	0.00%	0.00%	0.00%	84.45%	0.00%	0.00%	12.87%	0.00000%
OMR JPM Emerging Europe II Equity	0.00%	0.00%	0.00%	0.00%	0.00%	0.00%	0.00%	65.91%	0.00%	0.00%	34.09%	Not Available
OMR Liontrust China	0.00%	0.00%	0.00%	0.00%	0.00%	0.00%	0.00%	13.33%	0.00%	0.00%	86.67%	-0.00480%
OMR BMO MM Navigator Growth S2	0.00%	0.00%	0.00%	0.00%	0.00%	0.00%	0.00%	0.00%	0.00%	0.00%	100.00%	Not Available
OMR JPM UK Dynamic S2	0.00%	0.00%	0.00%	0.00%	0.00%	0.00%	0.00%	0.00%	11.11%	55.56%	33.33%	0.50310%
OMR Aviva Inv UK Prop Feeder S2	7.05%	0.00%	0.00%	0.00%	2.49%	2.07%	3.73%	65.98%	9.13%	5.39%	4.15%	0.00000%
OMR CT Multi-Sector Bond	0.00%	0.00%	0.00%	0.00%	0.00%	0.00%	0.00%	25.00%	0.00%	0.00%	75.00%	Not Available
OMR Jan Hend Gbl Financials S2	0.00%	0.00%	0.00%	0.00%	0.00%	0.00%	0.00%	27.27%	0.00%	9.09%	63.64%	Not Available
OMR M&G Episode Growth S2	0.00%	0.00%	0.00%	0.00%	0.00%	0.00%	0.00%	0.00%	0.00%	0.00%	100.00%	0.23330%
OMR SVS Cornelian Mngd Growth S2	0.00%	0.00%	0.00%	0.00%	0.00%	0.00%	0.00%	0.00%	25.00%	0.00%	75.00%	Not Available
OMR Jupiter Merlin Inc & Gwth Select	0.00%	0.00%	0.00%	0.00%	0.00%	0.00%	0.00%	21.74%	0.00%	0.00%	78.26%	0.36484%
European Equity Index Tracker	0.00%	0.00%	0.00%	0.00%	92.31%	7.69%	0.00%	0.00%	0.00%	0.00%	0.00%	-0.04420%
OMR Artemis Strategic Assets	0.00%	0.00%	0.00%	0.00%	0.00%	0.00%	0.00%	14.29%	0.00%	0.00%	85.71%	0.19000%
OMR LifeStyle Retirement	0.00%	0.00%	0.00%	0.00%	0.00%	0.00%	0.00%	0.00%	0.00%	0.00%	100.00%	Not Available
BNY Mellon Global Balanced	100.00%	0.00%	0.00%	0.00%	0.00%	0.00%	0.00%	0.00%	0.00%	0.00%	0.00%	0.10726%
OMR Schroder Euro Smaller Cos S2	0.00%	0.00%	0.00%	0.00%	0.00%	0.00%	0.00%	27.78%	0.00%	16.67%	55.56%	0.20941%
OMR Artemis Global Income	0.00%	0.00%	0.00%	0.00%	0.00%	0.00%	0.00%	0.00%	0.00%	0.00%	100.00%	0.77000%
OMR Jan Hend European Focus	0.00%	0.00%	0.00%	0.00%	0.00%	0.00%	0.00%	0.00%	0.00%	0.00%	100.00%	Not Available
OMR Fidelity Emerging Markets	0.00%	0.00%	0.00%	0.00%	0.00%	0.00%	0.00%	0.00%	0.00%	0.00%	100.00%	0.00000%
OMR Fidelity UK Opportunities	0.00%	0.00%	0.00%	0.00%	0.00%	0.00%	0.00%	30.77%	0.00%	0.00%	69.23%	0.00000%
OMR Ninety One Em Mk Loc Cy Dt S2	0.00%	0.00%	0.00%	0.00%	0.00%	0.00%	0.00%	30.00%	0.00%	30.00%	40.00%	0.35000%
North American	0.00%	0.00%	0.00%	0.00%	0.00%	9.09%	18.18%	72.73%	0.00%	0.00%	0.00%	0.08100%
OMR Schroder High Yield Opps	0.00%	0.00%	0.00%	0.00%	0.00%	0.00%	0.00%	13.33%	0.00%	0.00%	86.67%	0.17030%
Balanced	0.00%	92.31%	0.00%	0.00%	7.69%	0.00%	0.00%	0.00%	0.00%	0.00%	0.00%	0.01094%
OMR Aegon Sterling Crp Bd	0.00%	0.00%	0.00%	0.00%	0.00%	0.00%	0.00%	20.00%	65.00%	10.00%	5.00%	0.05245%
OMR AXA Framlington UK Sustainable Eqty	0.00%	0.00%	0.00%	0.00%	0.00%	0.00%	0.00%	11.11%	0.00%	0.00%	88.89%	0.15910%
OMR M&G Episode Allocation	0.00%	0.00%	0.00%	0.00%	0.00%	0.00%	0.00%	33.33%	0.00%	0.00%	66.67%	0.00000%
European Equity Index Tracker	0.00%	0.00%	0.00%	0.00%	100.00%	0.00%	0.00%	0.00%	0.00%	0.00%	0.00%	-0.04420%
OMR Lazard UK Omega S2	0.00%	0.00%	0.00%	0.00%	0.00%	0.00%	0.00%	0.00%	14.29%	14.29%	71.43%	0.78718%



ReAssure

OMR M&G Eupn Sust Paris Aligned S2	0.00%	0.00%	0.00%	0.00%	25.00%	0.00%	66.67%	0.00%	8.33%	0.00%	0.00%	0.01400%
UK Freestyle	0.00%	0.00%	0.00%	0.00%	0.00%	0.00%	100.00%	0.00%	0.00%	0.00%	0.00%	0.05578%
OMR BlackRock Consensus 35	0.00%	0.00%	0.00%	0.00%	0.00%	0.00%	0.00%	0.00%	50.00%	50.00%	0.00%	Not Available
OMR Premier Responsible	0.00%	0.00%	0.00%	0.00%	0.00%	0.00%	0.00%	0.00%	0.00%	0.00%	100.00%	0.29000%
OMR Jupiter Ecology	0.00%	0.00%	0.00%	0.00%	0.00%	0.00%	0.00%	53.57%	0.00%	0.00%	46.43%	0.01143%
OMR Fidelity MoneyBuilder Divi	0.00%	0.00%	0.00%	0.00%	0.00%	0.00%	0.00%	21.05%	0.00%	0.00%	78.95%	0.00000%
OMR L&G Intl Index Trust	0.00%	0.00%	0.00%	0.00%	0.00%	0.00%	0.00%	0.00%	42.86%	14.29%	42.86%	0.02269%
OMR M&G Global Select	0.00%	0.00%	0.00%	0.00%	0.00%	0.00%	0.00%	25.00%	0.00%	0.00%	75.00%	0.11820%
OMR Jupiter Multi-Asset Income	0.00%	0.00%	0.00%	0.00%	0.00%	0.00%	0.00%	33.33%	0.00%	0.00%	66.67%	0.53259%
OMR Jan Hend UK Eq Inc + Gwth S2	0.00%	0.00%	0.00%	0.00%	0.00%	0.00%	0.00%	11.11%	5.56%	11.11%	72.22%	Not Available
OMR SVM UK Opportunities S2	0.00%	0.00%	0.00%	0.00%	0.00%	0.00%	0.00%	11.11%	0.00%	0.00%	88.89%	Not Available
OMR Ninety One Gbl Total Rtn Credit S2	0.00%	0.00%	0.00%	0.00%	0.00%	0.00%	0.00%	26.92%	11.54%	7.69%	53.85%	0.32000%
OMR Aegon High Yield Bond	0.00%	0.00%	0.00%	0.00%	0.00%	0.00%	0.00%	0.00%	0.00%	71.43%	28.57%	0.24960%
OMR Sarasin Thematic Gbl Eq	0.00%	0.00%	0.00%	0.00%	0.00%	0.00%	0.00%	47.06%	0.00%	0.00%	52.94%	Not Available
OMR Liontrust Japan Opps S2	7.14%	0.00%	0.00%	0.00%	0.00%	0.00%	0.00%	21.43%	28.57%	35.71%	7.14%	0.00325%
OMR Jan Hend Fx Int Mth Inc	0.00%	0.00%	0.00%	0.00%	0.00%	0.00%	0.00%	8.33%	0.00%	0.00%	91.67%	Not Available
OMR Jupiter UK Opportunities	0.00%	0.00%	0.00%	0.00%	0.00%	0.00%	0.00%	53.57%	0.00%	0.00%	46.43%	0.14820%
OMR BNY Mellon Real Return	0.00%	0.00%	0.00%	0.00%	0.00%	0.00%	0.00%	6.67%	0.00%	0.00%	93.33%	0.28498%
Equity	8.33%	0.00%	8.33%	0.00%	0.00%	0.00%	0.00%	83.33%	0.00%	0.00%	0.00%	0.04259%
Japanese Equity Index 5	0.00%	0.00%	0.00%	0.00%	7.14%	50.00%	14.29%	28.57%	0.00%	0.00%	0.00%	-0.00304%
OMR Fid Sust Em Mkts Eq	0.00%	0.00%	0.00%	0.00%	0.00%	0.00%	0.00%	27.27%	0.00%	0.00%	72.73%	0.00000%
UK Fixed Interest	0.00%	0.00%	0.00%	0.00%	0.00%	85.71%	14.29%	0.00%	0.00%	0.00%	0.00%	0.00770%
OMR M&G Gilt & Fixed Int Inc S2	0.00%	0.00%	6.06%	6.06%	33.33%	3.03%	24.24%	15.15%	12.12%	0.00%	0.00%	-0.11900%
OMR Schroder Sust Future Multi-Asset S2	0.00%	0.00%	50.00%	50.00%	0.00%	0.00%	0.00%	0.00%	0.00%	0.00%	0.00%	0.25019%
OMR QI Equity 1	0.00%	0.00%	0.00%	0.00%	0.00%	0.00%	0.00%	0.00%	0.00%	0.00%	100.00%	Not Available
OMR EdenTree Resp&Sust Ster Bd	0.00%	0.00%	0.00%	0.00%	0.00%	0.00%	0.00%	11.11%	0.00%	0.00%	88.89%	Not Available
OMR Schroder Gilt & Fixed Int	0.00%	0.00%	0.00%	0.00%	0.00%	0.00%	0.00%	24.24%	0.00%	60.61%	15.15%	0.27897%
OMR Prof Fidelity European	0.00%	0.00%	0.00%	0.00%	0.00%	0.00%	0.00%	0.00%	0.00%	33.33%	66.67%	0.00000%
OMR TM Crux Eupn Special Sits S2	0.00%	0.00%	0.00%	0.00%	0.00%	0.00%	33.33%	0.00%	55.56%	0.00%	11.11%	Not Available
OMR abrdn UK Property Feed	0.00%	0.00%	0.00%	0.00%	0.00%	0.00%	0.00%	22.73%	0.00%	0.00%	77.27%	0.00000%
Corporate Bond	6.67%	0.00%	0.00%	86.67%	6.67%	0.00%	0.00%	0.00%	0.00%	0.00%	0.00%	0.08790%
OMR HSBC Corporate Bond S2	0.00%	0.00%	0.00%	0.00%	0.00%	0.00%	11.11%	11.11%	55.56%	0.00%	22.22%	0.00000%
Japanese Equity Index Tracker	0.00%	0.00%	0.00%	0.00%	100.00%	0.00%	0.00%	0.00%	0.00%	0.00%	0.00%	0.07710%
OMR BlackRock Global Income S2	0.00%	0.00%	0.00%	0.00%	0.00%	0.00%	0.00%	0.00%	16.67%	0.00%	83.33%	0.28146%



ReAssure

Liontrust Asset UK Equity	0.00%	0.00%	0.00%	0.00%	0.00%	0.00%	0.00%	82.61%	17.39%	0.00%	0.00%	0.26663%
OMR Ninety One Gbl Total Rtn Credit	0.00%	0.00%	0.00%	0.00%	0.00%	0.00%	0.00%	20.83%	0.00%	0.00%	79.17%	0.32000%
OMR M&G Global High Yield Bd	0.00%	0.00%	0.00%	0.00%	0.00%	0.00%	0.00%	25.93%	0.00%	0.00%	74.07%	0.05060%
OMR IFSL Marlborough Multi Cap Inc	0.00%	0.00%	0.00%	0.00%	0.00%	0.00%	0.00%	0.00%	0.00%	0.00%	100.00%	Not Available
OMR Fidelity Mt-Ast Income	0.00%	0.00%	0.00%	0.00%	0.00%	0.00%	0.00%	37.50%	0.00%	0.00%	62.50%	0.00000%
OMR JPM US Select	0.00%	0.00%	0.00%	0.00%	0.00%	0.00%	0.00%	18.18%	0.00%	0.00%	81.82%	0.29950%
Choices Deposit	0.00%	0.00%	0.00%	0.00%	0.00%	0.00%	0.00%	100.00%	0.00%	0.00%	0.00%	0.00470%
L&G Future World Sust UK Equity 5	0.00%	0.00%	0.00%	0.00%	0.00%	55.56%	11.11%	33.33%	0.00%	0.00%	0.00%	0.28920%
OMR abrdn Europn Real Est Share	0.00%	0.00%	0.00%	0.00%	0.00%	0.00%	0.00%	22.22%	0.00%	0.00%	77.78%	0.00860%
OMR Jupiter Multi-Asset Income S2	0.00%	0.00%	0.00%	0.00%	0.00%	0.00%	0.00%	25.00%	0.00%	9.38%	65.63%	0.53259%
Choices Managed S-PR	0.00%	0.00%	0.00%	0.00%	0.00%	0.00%	0.00%	100.00%	0.00%	0.00%	0.00%	0.09865%
OMR CT Global Select S2	0.00%	0.00%	0.00%	0.00%	0.00%	0.00%	0.00%	26.67%	26.67%	6.67%	40.00%	0.23722%
Unitised-With Profits FPF3	0.00%	0.00%	66.67%	0.00%	33.33%	0.00%	0.00%	0.00%	0.00%	0.00%	0.00%	0.11793%
BNY Mellon Multi Asset Balanced	0.00%	0.00%	0.00%	0.00%	0.00%	100.00%	0.00%	0.00%	0.00%	0.00%	0.00%	0.10174%
OMR Jupiter Merlin Inc & Gwth Sel S2	0.00%	0.00%	0.00%	0.00%	0.00%	0.00%	0.00%	41.67%	0.00%	0.00%	58.33%	0.36484%
OMR M&G Smaller Companies S2	0.00%	0.00%	0.00%	0.00%	0.00%	0.00%	0.00%	41.18%	23.53%	17.65%	17.65%	0.00000%
Building Society	0.00%	0.00%	12.50%	0.00%	12.50%	37.50%	0.00%	37.50%	0.00%	0.00%	0.00%	0.00470%
OMR UBS UK Equity Income S2	0.00%	0.00%	0.00%	0.00%	57.14%	0.00%	28.57%	0.00%	14.29%	0.00%	0.00%	Not Available
OMR Jupiter Emerging Mkt Debt S2	0.00%	0.00%	0.00%	0.00%	0.00%	0.00%	0.00%	33.33%	33.33%	16.67%	16.67%	0.45295%
OMR Jupiter Monthly Income Bond	0.00%	0.00%	0.00%	0.00%	0.00%	0.00%	0.00%	14.29%	0.00%	0.00%	85.71%	0.39903%
OMR Barings Gbl Emerging Mkts S2	0.00%	0.00%	0.00%	0.00%	0.00%	0.00%	0.00%	18.75%	0.00%	0.00%	81.25%	Not Available
OMR Prof Fid Open World (W)	0.00%	0.00%	0.00%	0.00%	0.00%	0.00%	0.00%	0.00%	0.00%	0.00%	100.00%	0.00000%
OMR Aegon Ethical Corporate Bd S2	0.00%	0.00%	25.00%	0.00%	25.00%	0.00%	0.00%	6.25%	18.75%	25.00%	0.00%	0.00000%
OMR HSBC Global Strat Caut Por	0.00%	0.00%	0.00%	0.00%	0.00%	0.00%	0.00%	0.00%	83.33%	0.00%	16.67%	0.01408%
OMR abrdn Europn Real Est Share S2	0.00%	0.00%	0.00%	0.00%	0.00%	0.00%	53.85%	7.69%	15.38%	0.00%	23.08%	0.00860%
Global Equity Index Tracker v2	0.00%	0.00%	0.00%	0.00%	0.00%	0.00%	0.00%	100.00%	0.00%	0.00%	0.00%	0.04951%
OMR Man GLG UK Income	0.00%	0.00%	0.00%	0.00%	0.00%	0.00%	0.00%	0.00%	0.00%	0.00%	100.00%	0.46000%
OMR Ninety One Gbl Environment	0.00%	0.00%	0.00%	0.00%	0.00%	0.00%	0.00%	26.32%	0.00%	0.00%	73.68%	0.50000%
European (Ex UK) Equity	0.00%	0.00%	0.00%	0.00%	100.00%	0.00%	0.00%	0.00%	0.00%	0.00%	0.00%	-0.04420%
PIMCO GIS Global (Sterling Hedged)	0.00%	0.00%	0.00%	0.00%	0.00%	0.00%	0.00%	0.00%	0.00%	84.62%	15.38%	Not Available
OMR Sarasin Food + Agri Opps	0.00%	0.00%	0.00%	0.00%	0.00%	0.00%	0.00%	15.38%	0.00%	0.00%	84.62%	Not Available
U.K. Equity Select	0.00%	66.67%	11.11%	0.00%	11.11%	0.00%	0.00%	11.11%	0.00%	0.00%	0.00%	0.04259%
OMR Sarasin GlobalSar Strat S2	0.00%	0.00%	0.00%	0.00%	0.00%	0.00%	0.00%	0.00%	0.00%	0.00%	100.00%	Not Available
OMR Jupiter Strategic Bond	0.00%	0.00%	0.00%	0.00%	0.00%	0.00%	0.00%	27.27%	0.00%	0.00%	72.73%	0.29422%



ReAssure

OMR Jan Hend UK Eq Inc + Gwth	0.00%	0.00%	0.00%	0.00%	0.00%	0.00%	0.00%	0.00%	0.00%	0.00%	100.00%	Not Available
OMR JPM UK Equity Growth	0.00%	0.00%	0.00%	0.00%	0.00%	0.00%	0.00%	0.00%	0.00%	0.00%	100.00%	0.58530%
OMR T.Bailey Growth S2	0.00%	0.00%	0.00%	0.00%	0.00%	0.00%	0.00%	0.00%	0.00%	0.00%	100.00%	Not Available
OMR Lazard European Alpha S2	0.00%	0.00%	0.00%	0.00%	0.00%	0.00%	0.00%	0.00%	0.00%	20.00%	80.00%	0.12847%
OMR CT MM Navigator Growth	0.00%	0.00%	0.00%	0.00%	0.00%	0.00%	0.00%	0.00%	0.00%	0.00%	100.00%	Not Available
OMR Premier Miton Def Mt Ast S2	0.00%	0.00%	0.00%	0.00%	0.00%	0.00%	0.00%	0.00%	0.00%	60.00%	40.00%	0.30000%
OMR L&G Strategic Bond	0.00%	0.00%	0.00%	0.00%	0.00%	0.00%	0.00%	22.22%	0.00%	0.00%	77.78%	0.79160%
UK Fixed Interest-Over 15 Years	0.00%	0.00%	0.00%	0.00%	100.00%	0.00%	0.00%	0.00%	0.00%	0.00%	0.00%	0.00000%
OMR Jupiter UK Dynamic Equity S2	0.00%	0.00%	0.00%	0.00%	0.00%	0.00%	0.00%	14.29%	42.86%	14.29%	28.57%	0.28280%
OMR Prof Fidelity MB Divi	0.00%	0.00%	0.00%	0.00%	0.00%	0.00%	0.00%	0.00%	50.00%	0.00%	50.00%	0.00000%
JP Morgan Diversified Growth	0.00%	0.00%	0.00%	0.00%	0.00%	87.50%	12.50%	0.00%	0.00%	0.00%	0.00%	0.40290%
Multi Select	3.70%	0.00%	3.70%	0.00%	3.70%	22.22%	18.52%	48.15%	0.00%	0.00%	0.00%	0.09865%
OMR Barings European Growth S2	0.00%	0.00%	0.00%	0.00%	0.00%	0.00%	0.00%	16.67%	33.33%	0.00%	50.00%	Not Available
Mixed Investment (Universal)	0.00%	0.00%	0.00%	0.00%	0.00%	0.00%	50.00%	50.00%	0.00%	0.00%	0.00%	0.05641%
L&G US Index	0.00%	0.00%	0.00%	0.00%	0.00%	0.00%	0.00%	14.29%	71.43%	0.00%	14.29%	0.00397%
OMR CT Strat Bond S2	0.00%	0.00%	0.00%	0.00%	0.00%	0.00%	11.11%	22.22%	33.33%	0.00%	33.33%	Not Available
OMR Schroder MM Diversity S2	0.00%	0.00%	0.00%	0.00%	0.00%	0.00%	0.00%	20.00%	0.00%	0.00%	80.00%	0.15855%
OMR CT UK Fund	0.00%	0.00%	0.00%	0.00%	0.00%	0.00%	0.00%	37.50%	0.00%	0.00%	62.50%	Not Available
OMR JPM Europe Dynamic (ex-UK)	0.00%	0.00%	0.00%	0.00%	0.00%	0.00%	0.00%	11.11%	0.00%	0.00%	88.89%	0.94320%
OMR L&G MM Growth Trust S2	0.00%	0.00%	0.00%	0.00%	0.00%	0.00%	0.00%	0.00%	0.00%	0.00%	100.00%	0.18176%
OMR AXA Fram (Staff) Global Sust Mgd	0.00%	0.00%	0.00%	0.00%	0.00%	0.00%	0.00%	0.00%	0.00%	0.00%	100.00%	Not Available
OMR JPM Mid Cap Inv Trust	0.00%	0.00%	0.00%	0.00%	0.00%	0.00%	0.00%	22.22%	0.00%	0.00%	77.78%	Not Available
Money Market	0.00%	0.00%	0.00%	0.00%	100.00%	0.00%	0.00%	0.00%	0.00%	0.00%	0.00%	0.00470%
Hermes Asia ex Japan	0.00%	0.00%	0.00%	0.00%	0.00%	0.00%	0.00%	10.00%	0.00%	0.00%	90.00%	0.00000%
OMR Invesco Europn Eq Inc (UK) S2	0.00%	0.00%	0.00%	0.00%	0.00%	0.00%	0.00%	0.00%	0.00%	0.00%	100.00%	0.11000%
Protected Retirement Fund 2025 Plan 2	0.00%	0.00%	0.00%	0.00%	0.00%	0.00%	0.00%	100.00%	0.00%	0.00%	0.00%	0.01363%
OMR CT MM Lifestyle 5 S2	0.00%	0.00%	0.00%	0.00%	0.00%	0.00%	0.00%	0.00%	0.00%	100.00%	0.00%	Not Available
OMR JPM Gbl Unconstrained Eq	0.00%	0.00%	0.00%	0.00%	0.00%	0.00%	0.00%	50.00%	0.00%	0.00%	50.00%	0.24880%
OMR BNY Mellon Sust UK Opps S2	0.00%	0.00%	0.00%	0.00%	0.00%	0.00%	0.00%	14.29%	7.14%	14.29%	64.29%	0.18230%
OMR iShares Emrg Mkt Eq In UK	0.00%	0.00%	0.00%	0.00%	0.00%	0.00%	0.00%	71.43%	14.29%	14.29%	0.00%	0.33502%
OMR Jupiter Strategic Bond S2	0.00%	0.00%	0.00%	0.00%	0.00%	0.00%	0.00%	18.18%	9.09%	0.00%	72.73%	0.29422%
OMR HSBC European Index	0.00%	0.00%	0.00%	0.00%	0.00%	0.00%	36.36%	9.09%	45.45%	9.09%	0.00%	-0.04299%
OMR FP Argonaut European Alpha	0.00%	0.00%	0.00%	0.00%	0.00%	0.00%	0.00%	21.43%	0.00%	0.00%	78.57%	Not Available
OMR Stewart Inv Global Em Mkts S2	0.00%	0.00%	0.00%	0.00%	0.00%	0.00%	0.00%	0.00%	0.00%	50.00%	50.00%	0.09100%



ReAssure

BNY Mellon Multi Asset Diversified Ret	0.00%	0.00%	0.00%	0.00%	0.00%	0.00%	0.00%	20.00%	40.00%	40.00%	0.00%	0.07322%
OMR Jupiter Gbl Equity Abs Ret	0.00%	0.00%	0.00%	0.00%	0.00%	0.00%	0.00%	14.29%	0.00%	0.00%	85.71%	0.40317%
OMR EdenTree Res&Sus UK Eq Opp S2	0.00%	0.00%	0.00%	0.00%	0.00%	0.00%	0.00%	35.29%	11.76%	17.65%	35.29%	Not Available
European	0.00%	0.00%	0.00%	0.00%	0.00%	5.00%	20.00%	75.00%	0.00%	0.00%	0.00%	-0.04420%
OMR Jan Hend Jap Opps S2	0.00%	0.00%	0.00%	0.00%	0.00%	0.00%	0.00%	48.00%	0.00%	12.00%	40.00%	Not Available
OMR SVM Continental Europe S2	0.00%	0.00%	0.00%	0.00%	0.00%	0.00%	0.00%	25.00%	0.00%	0.00%	75.00%	Not Available
OMR AXA Framlington UK Sust Equity	0.00%	0.00%	0.00%	0.00%	0.00%	0.00%	0.00%	0.00%	0.00%	0.00%	100.00%	0.15910%
OMR CT Mt-Sect Higher Inc Bd S2	0.00%	0.00%	0.00%	0.00%	0.00%	0.00%	0.00%	40.91%	4.55%	9.09%	45.45%	Not Available
OMR Jan Hend Ins Nth Am Idx Op S2	0.00%	0.00%	0.00%	0.00%	71.43%	0.00%	14.29%	0.00%	14.29%	0.00%	0.00%	Not Available
OMR HSBC Wld Sel Div Dist Port	0.00%	0.00%	0.00%	0.00%	0.00%	0.00%	0.00%	0.00%	0.00%	0.00%	100.00%	0.16918%
OMR Aegon Ethical Corporate Bd	0.00%	0.00%	0.00%	0.00%	0.00%	0.00%	0.00%	14.29%	71.43%	7.14%	7.14%	0.00000%
OMR BNY Mellon Sust Eupn Opps S2	0.00%	0.00%	0.00%	0.00%	0.00%	0.00%	0.00%	0.00%	0.00%	66.67%	33.33%	0.11652%
OMR HSBC Europe Ex-UK Equity S2	0.00%	0.00%	0.00%	0.00%	0.00%	0.00%	0.00%	12.50%	12.50%	50.00%	25.00%	-0.07009%
OMR BlackRock UK Income	0.00%	0.00%	0.00%	0.00%	0.00%	0.00%	0.00%	0.00%	0.00%	0.00%	100.00%	0.40928%
OMR Jan Hend Ins Nth Am Idx Op	0.00%	0.00%	0.00%	0.00%	0.00%	0.00%	0.00%	0.00%	0.00%	33.33%	66.67%	Not Available
OMR CT UK Fund S2	0.00%	0.00%	0.00%	0.00%	0.00%	0.00%	0.00%	30.00%	20.00%	10.00%	40.00%	Not Available
OMR FP 8AM Mt-Strat Port II	0.00%	0.00%	0.00%	0.00%	0.00%	0.00%	0.00%	0.00%	0.00%	0.00%	100.00%	Not Available
OMR CT Mt-Sect Higher Inc Bd	0.00%	0.00%	0.00%	0.00%	0.00%	0.00%	0.00%	34.78%	0.00%	0.00%	65.22%	Not Available
OMR Jupiter UK Equity Income	0.00%	0.00%	0.00%	0.00%	0.00%	0.00%	0.00%	0.00%	0.00%	0.00%	100.00%	0.27642%
International Mgd Pen Staff	0.00%	0.00%	50.00%	50.00%	0.00%	0.00%	0.00%	0.00%	0.00%	0.00%	0.00%	0.00000%
OMR M&G UK Inf Linked Corp Bd S2	0.00%	0.00%	0.00%	0.00%	20.00%	0.00%	10.00%	10.00%	0.00%	0.00%	60.00%	0.02120%
UK Equity	0.00%	0.00%	0.00%	0.00%	100.00%	0.00%	0.00%	0.00%	0.00%	0.00%	0.00%	0.05578%
European	0.00%	0.00%	0.00%	0.00%	0.00%	0.00%	0.00%	100.00%	0.00%	0.00%	0.00%	-0.04420%
OMR FTF Martin Currie Euro S2	0.00%	0.00%	0.00%	0.00%	0.00%	0.00%	0.00%	60.00%	20.00%	20.00%	0.00%	Not Available
OMR Premier Miton WW Opps	0.00%	0.00%	0.00%	0.00%	0.00%	0.00%	0.00%	0.00%	0.00%	0.00%	100.00%	0.21000%
OMR QI Equity 2	0.00%	0.00%	0.00%	0.00%	0.00%	0.00%	0.00%	0.00%	0.00%	0.00%	100.00%	Not Available
L&G Index Linked Gilt Fund (GEN 14)	0.00%	20.00%	0.00%	40.00%	0.00%	0.00%	20.00%	20.00%	0.00%	0.00%	0.00%	-0.43285%
OMR AXA Framlington UK Sust Eqty S2	0.00%	0.00%	0.00%	0.00%	0.00%	0.00%	0.00%	0.00%	20.00%	0.00%	80.00%	0.15910%
OMR CT MM Lifestyle 4	0.00%	0.00%	0.00%	0.00%	0.00%	0.00%	0.00%	0.00%	0.00%	0.00%	100.00%	Not Available
Aberdeen Asia Pacific Equity	0.00%	0.00%	71.43%	28.57%	0.00%	0.00%	0.00%	0.00%	0.00%	0.00%	0.00%	0.14240%
OMR Jan Hend Jap Opps	0.00%	0.00%	0.00%	0.00%	0.00%	0.00%	0.00%	0.00%	0.00%	0.00%	100.00%	Not Available
Index Linked	0.00%	0.00%	0.00%	0.00%	0.00%	0.00%	12.50%	87.50%	0.00%	0.00%	0.00%	0.03470%
Japanese Equity Select	0.00%	71.43%	14.29%	0.00%	0.00%	0.00%	0.00%	14.29%	0.00%	0.00%	0.00%	0.07710%
OMR CT Ster Corp Bd	0.00%	0.00%	0.00%	0.00%	0.00%	0.00%	0.00%	12.50%	0.00%	0.00%	87.50%	Not Available



ReAssure

OMR Schroder Sustainable Bond S2	0.00%	0.00%	10.00%	0.00%	10.00%	30.00%	0.00%	20.00%	30.00%	0.00%	0.00%	0.42768%
Far East	0.00%	100.00%	0.00%	0.00%	0.00%	0.00%	0.00%	0.00%	0.00%	0.00%	0.00%	0.04036%
OMR HSBC Japan Idx Fund	0.00%	0.00%	0.00%	0.00%	0.00%	0.00%	11.11%	66.67%	22.22%	0.00%	0.00%	-0.00833%
OMR M&G Globall Convertibles S2	0.00%	0.00%	0.00%	0.00%	0.00%	0.00%	0.00%	50.00%	0.00%	0.00%	50.00%	0.29020%
Managed (A)	0.00%	0.00%	0.00%	0.00%	0.00%	0.00%	0.00%	100.00%	0.00%	0.00%	0.00%	0.09865%
OMR Sinfonia Cautious Managed S2	0.00%	0.00%	0.00%	0.00%	0.00%	0.00%	0.00%	0.00%	0.00%	0.00%	100.00%	Not Available
North American	20.00%	0.00%	0.00%	0.00%	0.00%	0.00%	0.00%	80.00%	0.00%	0.00%	0.00%	0.08100%
OMR JPM Unconstrained Bond	0.00%	0.00%	0.00%	0.00%	0.00%	0.00%	0.00%	0.00%	0.00%	0.00%	100.00%	0.13190%
OMR MGTS AFH Tactical Core S2	0.00%	0.00%	0.00%	0.00%	0.00%	0.00%	0.00%	0.00%	0.00%	0.00%	100.00%	Not Available
OMR TM Crux Eupn Special Sits	0.00%	0.00%	0.00%	0.00%	0.00%	0.00%	0.00%	0.00%	0.00%	0.00%	100.00%	Not Available
OMR CT Am Select	0.00%	0.00%	0.00%	0.00%	0.00%	0.00%	0.00%	0.00%	0.00%	0.00%	100.00%	0.61654%
OMR Invesco Eupn Focus (UK)	0.00%	0.00%	0.00%	0.00%	0.00%	0.00%	0.00%	0.00%	0.00%	0.00%	100.00%	0.15000%
UK Equity (Type 2)	20.00%	0.00%	0.00%	0.00%	13.33%	6.67%	13.33%	46.67%	0.00%	0.00%	0.00%	0.04259%
OMR Kotak India Midcap	0.00%	0.00%	0.00%	0.00%	0.00%	0.00%	0.00%	0.00%	0.00%	0.00%	100.00%	Not Available
OMR Jupiter Corporate Bond	0.00%	0.00%	0.00%	0.00%	0.00%	0.00%	0.00%	9.09%	0.00%	0.00%	90.91%	0.26566%
OMR Schroder QEP US Core	0.00%	0.00%	0.00%	0.00%	0.00%	0.00%	0.00%	14.29%	42.86%	42.86%	0.00%	0.06895%
OMR Premier Optimum Income S2	0.00%	0.00%	0.00%	0.00%	0.00%	0.00%	0.00%	0.00%	0.00%	0.00%	100.00%	0.06000%
OMR Lazard Global Eq Income	0.00%	0.00%	0.00%	0.00%	0.00%	0.00%	0.00%	33.33%	0.00%	0.00%	66.67%	0.10504%
OMR FP Apollo Multi Asset Adv S2	0.00%	0.00%	0.00%	0.00%	0.00%	0.00%	0.00%	0.00%	0.00%	0.00%	100.00%	Not Available
OMR IFSL Marlborough Multi Cap Inc S2	0.00%	0.00%	0.00%	0.00%	0.00%	0.00%	0.00%	12.50%	25.00%	12.50%	50.00%	Not Available
OMR JH Ins Jap Idx Ops S2	0.00%	0.00%	0.00%	0.00%	25.00%	25.00%	12.50%	12.50%	0.00%	0.00%	25.00%	Not Available
OMR ThreadLux Euro Hgh Yld Bd 3G	0.00%	0.00%	0.00%	0.00%	0.00%	0.00%	0.00%	22.22%	0.00%	0.00%	77.78%	Not Available
OMR SVS Cornelian Defensive S2	0.00%	0.00%	0.00%	0.00%	0.00%	0.00%	0.00%	0.00%	0.00%	0.00%	100.00%	Not Available
OMR Fidelity UK Opportunities S2	0.00%	0.00%	0.00%	0.00%	0.00%	0.00%	33.33%	16.67%	50.00%	0.00%	0.00%	0.00000%
OMR Schroder Income Maximiser	0.00%	0.00%	0.00%	0.00%	0.00%	0.00%	0.00%	0.00%	0.00%	0.00%	100.00%	0.08065%
Global Property	0.00%	0.00%	0.00%	0.00%	0.00%	0.00%	0.00%	20.00%	0.00%	13.33%	66.67%	0.04581%
OMR CT MM Lifestyle 6	0.00%	0.00%	0.00%	0.00%	0.00%	0.00%	0.00%	0.00%	0.00%	0.00%	100.00%	Not Available
OMR M&G Gbl Macro Bd	0.00%	0.00%	0.00%	0.00%	0.00%	0.00%	0.00%	9.09%	0.00%	0.00%	90.91%	0.49390%
OMR Jupiter Gbl Fincl Innovt S2	0.00%	0.00%	0.00%	0.00%	0.00%	0.00%	0.00%	22.22%	0.00%	11.11%	66.67%	0.61437%
Balanced	100.00%	0.00%	0.00%	0.00%	0.00%	0.00%	0.00%	0.00%	0.00%	0.00%	0.00%	0.01094%
OMR CT MM Lifestyle 5	0.00%	0.00%	0.00%	0.00%	0.00%	0.00%	0.00%	0.00%	0.00%	0.00%	100.00%	Not Available
OMR Jan Hend MM Managed S2	0.00%	0.00%	0.00%	0.00%	0.00%	0.00%	0.00%	0.00%	0.00%	0.00%	100.00%	Not Available
OMR Schroder Strategic Credit S2	0.00%	0.00%	0.00%	0.00%	0.00%	0.00%	20.00%	20.00%	40.00%	0.00%	20.00%	0.05493%
OMR Janus Henderson UK Sm Cos S2	0.00%	0.00%	0.00%	0.00%	0.00%	0.00%	0.00%	9.09%	0.00%	9.09%	81.82%	Not Available



ReAssure

Morant Wright Nippon Yield	0.00%	0.00%	0.00%	0.00%	0.00%	0.00%	0.00%	0.00%	0.00%	0.00%	100.00%	Not Available	
OMR BNY Mellon Gbl Absolute Re	0.00%	0.00%	0.00%	0.00%	0.00%	0.00%	0.00%	0.00%	0.00%	0.00%	100.00%	0.15415%	
OMR HSBC UK Growth & Income S2	0.00%	0.00%	0.00%	0.00%	0.00%	0.00%	0.00%	0.00%	0.00%	0.00%	66.67%	33.33%	0.09787%
OMR Lazard Multicap UK Income	0.00%	0.00%	0.00%	0.00%	0.00%	0.00%	0.00%	0.00%	0.00%	0.00%	0.00%	100.00%	0.25376%
Gilt	0.00%	0.00%	0.00%	0.00%	0.00%	10.00%	10.00%	80.00%	0.00%	0.00%	0.00%	0.00%	0.00770%
OMR M&G Global Convertibles	0.00%	0.00%	0.00%	0.00%	0.00%	0.00%	0.00%	0.00%	0.00%	0.00%	0.00%	100.00%	0.29020%
OMR abrdn MM Equity Managed Port S2	0.00%	0.00%	0.00%	0.00%	0.00%	0.00%	0.00%	0.00%	0.00%	0.00%	0.00%	100.00%	0.19400%
Deposit (Universal)	0.00%	25.00%	0.00%	0.00%	0.00%	0.00%	25.00%	50.00%	0.00%	0.00%	0.00%	0.00%	0.00470%
Sustainable Ind Emerging Market Eq Fund	0.00%	0.00%	0.00%	0.00%	100.00%	0.00%	0.00%	0.00%	0.00%	0.00%	0.00%	0.00%	Not Available
OMR abrdn MM Diversity S2	0.00%	0.00%	0.00%	0.00%	0.00%	0.00%	0.00%	0.00%	0.00%	0.00%	0.00%	100.00%	0.15720%
OMR Prof Aviva Inv UK Prop Fdr	4.48%	0.00%	0.00%	0.00%	1.49%	1.49%	0.00%	74.63%	8.96%	5.97%	2.99%	0.00000%	
OMR Jupiter Global Strategic Bd	0.00%	0.00%	0.00%	0.00%	0.00%	0.00%	0.00%	25.00%	0.00%	0.00%	75.00%	0.47805%	
Far East	0.00%	0.00%	0.00%	0.00%	0.00%	0.00%	0.00%	100.00%	0.00%	0.00%	0.00%	0.00%	0.04036%
Sterling	42.86%	14.29%	0.00%	14.29%	0.00%	14.29%	0.00%	14.29%	0.00%	0.00%	0.00%	0.00%	0.00470%
OMR Schroder Income Maximiser S2	0.00%	0.00%	0.00%	0.00%	0.00%	0.00%	0.00%	50.00%	0.00%	0.00%	50.00%	0.08065%	
OMR FTF Martin Currie Asia Unc	0.00%	0.00%	0.00%	0.00%	0.00%	0.00%	0.00%	0.00%	0.00%	0.00%	0.00%	100.00%	Not Available
BNY Mellon 50/50 Global Equity	100.00%	0.00%	0.00%	0.00%	0.00%	0.00%	0.00%	0.00%	0.00%	0.00%	0.00%	0.00%	0.00647%
OMR Schroder MM Diversity	0.00%	0.00%	0.00%	0.00%	0.00%	0.00%	0.00%	0.00%	0.00%	0.00%	0.00%	100.00%	0.15855%
Deposit	11.11%	88.89%	0.00%	0.00%	0.00%	0.00%	0.00%	0.00%	0.00%	0.00%	0.00%	0.00%	0.00470%
UK Equity	0.00%	100.00%	0.00%	0.00%	0.00%	0.00%	0.00%	0.00%	0.00%	0.00%	0.00%	0.00%	0.04259%
JOHCM JO Hambro UK Dynamic B Dist	0.00%	0.00%	0.00%	0.00%	0.00%	100.00%	0.00%	0.00%	0.00%	0.00%	0.00%	0.00%	Not Available
OMR FP Apollo Multi Ast Caut	0.00%	0.00%	0.00%	0.00%	0.00%	0.00%	0.00%	0.00%	0.00%	0.00%	0.00%	100.00%	Not Available
OMR abrdn MM Cautious Mgd Port S2	0.00%	0.00%	0.00%	0.00%	0.00%	0.00%	0.00%	0.00%	0.00%	0.00%	0.00%	100.00%	0.18220%
OMR Schroder Sustainable Bond	0.00%	0.00%	0.00%	0.00%	0.00%	0.00%	0.00%	66.67%	33.33%	0.00%	0.00%	0.00%	0.42768%
OMR CT MM Navigator Dist S2	0.00%	0.00%	0.00%	0.00%	0.00%	0.00%	0.00%	40.00%	0.00%	0.00%	60.00%	0.00%	Not Available
OMR SVM UK Growth	0.00%	0.00%	0.00%	0.00%	0.00%	0.00%	0.00%	0.00%	0.00%	0.00%	0.00%	100.00%	Not Available
UK and Global Equity Tracker (Universal)	25.00%	25.00%	0.00%	0.00%	25.00%	0.00%	0.00%	25.00%	0.00%	0.00%	0.00%	0.00%	0.04275%
OMR BlackRock Absolute Ret Bd	0.00%	0.00%	0.00%	0.00%	0.00%	0.00%	0.00%	0.00%	0.00%	0.00%	0.00%	100.00%	1.23782%
Japanese	20.00%	0.00%	0.00%	0.00%	0.00%	20.00%	0.00%	60.00%	0.00%	0.00%	0.00%	0.00%	0.07710%
Sustainable Index European Equity Fund	0.00%	0.00%	0.00%	0.00%	0.00%	0.00%	0.00%	0.00%	0.00%	100.00%	0.00%	0.00%	Not Available
BNY Mellon International Bond	100.00%	0.00%	0.00%	0.00%	0.00%	0.00%	0.00%	0.00%	0.00%	0.00%	0.00%	0.00%	0.21712%
OMR CT Am Select S2	0.00%	0.00%	0.00%	0.00%	0.00%	0.00%	0.00%	0.00%	40.00%	0.00%	60.00%	0.00%	0.61654%
UK Equity Tracker	0.00%	100.00%	0.00%	0.00%	0.00%	0.00%	0.00%	0.00%	0.00%	0.00%	0.00%	0.00%	0.01410%
OMR Jupiter Euro (exUK) Sm Cos S2	0.00%	0.00%	0.00%	0.00%	0.00%	0.00%	0.00%	50.00%	0.00%	0.00%	50.00%	0.00000%	



ReAssure

Global Fixed Interest	33.33%	0.00%	33.33%	0.00%	0.00%	0.00%	0.00%	33.33%	0.00%	0.00%	0.00%	0.07730%
Global Socially Responsible	0.00%	0.00%	0.00%	0.00%	0.00%	100.00%	0.00%	0.00%	0.00%	0.00%	0.00%	Not Available
OMR abrdn Corporate Bond S2	0.00%	0.00%	0.00%	0.00%	0.00%	0.00%	25.00%	0.00%	25.00%	0.00%	50.00%	0.00000%
UK Corporate Bond (All Stocks)	0.00%	0.00%	0.00%	0.00%	100.00%	0.00%	0.00%	0.00%	0.00%	0.00%	0.00%	0.08790%
OMR Liontrust Japan Opps	0.00%	0.00%	0.00%	0.00%	0.00%	0.00%	0.00%	0.00%	0.00%	0.00%	100.00%	0.00325%
OMR Ninety One Em Mk Loc Cy Dt	0.00%	0.00%	0.00%	0.00%	0.00%	0.00%	0.00%	0.00%	0.00%	0.00%	100.00%	0.35000%
OMR Schroder Global Eq Income	0.00%	0.00%	0.00%	0.00%	0.00%	0.00%	0.00%	40.00%	0.00%	0.00%	60.00%	0.12327%
OMR Schroder Asn Inc Maximiser S2	0.00%	0.00%	0.00%	0.00%	0.00%	0.00%	0.00%	0.00%	0.00%	66.67%	33.33%	0.09697%
OMR BlackRock Eupn Abs Alpha	0.00%	0.00%	0.00%	0.00%	0.00%	0.00%	0.00%	0.00%	0.00%	0.00%	100.00%	0.35909%
OMR Jan Hend Asian Div Inc UT	10.00%	0.00%	0.00%	0.00%	0.00%	0.00%	0.00%	10.00%	0.00%	0.00%	80.00%	Not Available
OMR BlackRock Consensus 70 S2	0.00%	0.00%	0.00%	0.00%	66.67%	0.00%	0.00%	0.00%	33.33%	0.00%	0.00%	Not Available
OMR EdenTree Resp&Sust Eupn Eq	0.00%	0.00%	0.00%	0.00%	0.00%	0.00%	0.00%	0.00%	0.00%	0.00%	100.00%	Not Available
OMR Stewart Inv Global Em Mkts	0.00%	0.00%	0.00%	0.00%	0.00%	0.00%	0.00%	33.33%	0.00%	0.00%	66.67%	0.09100%
OMR JPM UK Equity Growth S2	0.00%	0.00%	0.00%	0.00%	0.00%	0.00%	0.00%	0.00%	25.00%	0.00%	75.00%	0.58530%
OMR Schroder Income Portfolio	0.00%	0.00%	0.00%	0.00%	0.00%	0.00%	0.00%	0.00%	0.00%	0.00%	100.00%	0.16655%
OMR M&G Smaller Companies	0.00%	0.00%	0.00%	0.00%	0.00%	0.00%	0.00%	20.00%	0.00%	0.00%	80.00%	0.00000%
Sustainable Index US Equity Fund	100.00%	0.00%	0.00%	0.00%	0.00%	0.00%	0.00%	0.00%	0.00%	0.00%	0.00%	Not Available
European	0.00%	100.00%	0.00%	0.00%	0.00%	0.00%	0.00%	0.00%	0.00%	0.00%	0.00%	-0.04420%
Managed	0.00%	0.00%	0.00%	0.00%	0.00%	100.00%	0.00%	0.00%	0.00%	0.00%	0.00%	0.09865%
OMR CT MM Navigator Boutiques	0.00%	0.00%	0.00%	0.00%	0.00%	0.00%	0.00%	0.00%	0.00%	0.00%	100.00%	Not Available
OMR L&G Active Sterling Corp Bond S2	0.00%	0.00%	0.00%	0.00%	20.00%	0.00%	60.00%	20.00%	0.00%	0.00%	0.00%	0.12076%
OMR SVM UK Opportunities	0.00%	0.00%	0.00%	0.00%	0.00%	0.00%	0.00%	16.67%	0.00%	0.00%	83.33%	Not Available
Baillie Gifford Japanese Equity	0.00%	0.00%	0.00%	0.00%	0.00%	0.00%	0.00%	0.00%	100.00%	0.00%	0.00%	0.00195%
Global Equity IT (Fixed Weights)	0.00%	0.00%	0.00%	0.00%	100.00%	0.00%	0.00%	0.00%	0.00%	0.00%	0.00%	0.02771%
Corporate Bond (Universal)	0.00%	0.00%	0.00%	0.00%	0.00%	0.00%	0.00%	100.00%	0.00%	0.00%	0.00%	0.08790%
Multi Select	28.57%	0.00%	0.00%	0.00%	0.00%	28.57%	0.00%	42.86%	0.00%	0.00%	0.00%	0.09865%
OMR BNP Paribas Europe Equity	0.00%	0.00%	0.00%	0.00%	0.00%	0.00%	0.00%	0.00%	0.00%	0.00%	100.00%	Not Available
OMR Sarasin Gbl Higher Divi S2	0.00%	0.00%	0.00%	0.00%	0.00%	0.00%	0.00%	25.00%	0.00%	0.00%	75.00%	Not Available
OMR Fidelity Euro Bond	0.00%	0.00%	0.00%	0.00%	0.00%	0.00%	0.00%	30.00%	0.00%	0.00%	70.00%	0.00000%
JP Morgan Emerging Markets	0.00%	0.00%	0.00%	0.00%	0.00%	0.00%	0.00%	0.00%	100.00%	0.00%	0.00%	0.37450%
Fisher Global Emerging Markets	0.00%	0.00%	0.00%	0.00%	0.00%	0.00%	0.00%	50.00%	0.00%	0.00%	50.00%	Not Available
OMR SVS Cornelian Cautious S2	0.00%	0.00%	0.00%	0.00%	0.00%	0.00%	0.00%	0.00%	100.00%	0.00%	0.00%	Not Available
OMR FP 8AM Mt-Strat Port II S2	0.00%	0.00%	0.00%	0.00%	0.00%	0.00%	0.00%	0.00%	0.00%	0.00%	100.00%	Not Available
Choices Fixed Interest	0.00%	0.00%	0.00%	0.00%	0.00%	0.00%	0.00%	100.00%	0.00%	0.00%	0.00%	0.00386%



ReAssure

UK Fixed Interest	0.00%	0.00%	0.00%	0.00%	100.00%	0.00%	0.00%	0.00%	0.00%	0.00%	0.00%	0.00770%
Gilt Plus (Version 1)	33.33%	0.00%	33.33%	0.00%	0.00%	0.00%	0.00%	33.33%	0.00%	0.00%	0.00%	0.00770%
OMR HSBC Corporate Bond	0.00%	0.00%	0.00%	0.00%	0.00%	0.00%	0.00%	0.00%	0.00%	0.00%	100.00%	0.00000%
Sustainable Index UK Equity Fund	0.00%	0.00%	0.00%	0.00%	100.00%	0.00%	0.00%	0.00%	0.00%	0.00%	0.00%	Not Available
Mixed Investment (Universal)	100.00%	0.00%	0.00%	0.00%	0.00%	0.00%	0.00%	0.00%	0.00%	0.00%	0.00%	0.05641%
OMR JPM Japanese Inv Trust	0.00%	0.00%	0.00%	0.00%	0.00%	0.00%	0.00%	33.33%	0.00%	0.00%	66.67%	Not Available
OMR UBS UK Equity Income	0.00%	0.00%	0.00%	0.00%	0.00%	0.00%	0.00%	25.00%	0.00%	0.00%	75.00%	Not Available
PRF Deposit	0.00%	0.00%	0.00%	0.00%	0.00%	100.00%	0.00%	0.00%	0.00%	0.00%	0.00%	0.00470%
OMR HC Verbatim Prt 5 Inc S2	0.00%	0.00%	0.00%	0.00%	0.00%	0.00%	0.00%	0.00%	50.00%	0.00%	50.00%	0.01553%
Money Market Staff	0.00%	0.00%	0.00%	100.00%	0.00%	0.00%	0.00%	0.00%	0.00%	0.00%	0.00%	0.00470%
OMR Ninety One UK Spec Sits B S2	0.00%	0.00%	0.00%	0.00%	0.00%	0.00%	0.00%	50.00%	40.00%	10.00%	0.00%	0.18000%
OMR Jan Hend All Stocks Credit S2	0.00%	0.00%	0.00%	0.00%	33.33%	0.00%	0.00%	33.33%	33.33%	0.00%	0.00%	Not Available
OMR FTF Martin Currie Gbl Unc	0.00%	0.00%	0.00%	0.00%	0.00%	0.00%	0.00%	50.00%	0.00%	0.00%	50.00%	Not Available
Property	0.00%	0.00%	0.00%	0.00%	0.00%	0.00%	100.00%	0.00%	0.00%	0.00%	0.00%	Not Available
OMR EdenTree Resp&Sust Gbl Eq S2	0.00%	0.00%	0.00%	0.00%	0.00%	0.00%	0.00%	20.00%	0.00%	60.00%	20.00%	Not Available
Baillie Gifford European Equity	0.00%	33.33%	66.67%	0.00%	0.00%	0.00%	0.00%	0.00%	0.00%	0.00%	0.00%	0.19959%
OMR Jupiter UK Dynamic Equity	0.00%	0.00%	0.00%	0.00%	0.00%	0.00%	0.00%	50.00%	0.00%	0.00%	50.00%	0.28280%
OMR Ninety One Div Inc (A) S2	0.00%	0.00%	0.00%	0.00%	0.00%	0.00%	33.33%	0.00%	66.67%	0.00%	0.00%	0.50000%
OMR AXA Framlington European S2	0.00%	0.00%	0.00%	0.00%	0.00%	0.00%	0.00%	0.00%	20.00%	0.00%	80.00%	0.47880%
UK Fixed Interest-Over 15 Years	0.00%	0.00%	0.00%	0.00%	85.71%	14.29%	0.00%	0.00%	0.00%	0.00%	0.00%	0.00000%
OMR Jupiter Asia Pac Inc Fund (IRL) S2	0.00%	0.00%	0.00%	0.00%	0.00%	0.00%	0.00%	0.00%	0.00%	25.00%	75.00%	0.48138%
Japanese Equity Tracker	0.00%	20.00%	20.00%	40.00%	20.00%	0.00%	0.00%	0.00%	0.00%	0.00%	0.00%	0.07710%
OMR JPM Global Equity Income	0.00%	0.00%	0.00%	0.00%	0.00%	0.00%	0.00%	0.00%	0.00%	0.00%	100.00%	0.51870%
OMR Premier Miton WW Opps S2	0.00%	0.00%	0.00%	0.00%	0.00%	0.00%	0.00%	0.00%	0.00%	0.00%	100.00%	0.21000%
Money Market Standard LStyle	0.00%	0.00%	0.00%	0.00%	100.00%	0.00%	0.00%	0.00%	0.00%	0.00%	0.00%	0.00470%
Tellworth UK Smaller Cos	0.00%	0.00%	0.00%	0.00%	0.00%	0.00%	0.00%	0.00%	0.00%	0.00%	100.00%	Not Available
OMR BG European Growth plc	0.00%	0.00%	0.00%	0.00%	0.00%	0.00%	0.00%	0.00%	0.00%	0.00%	100.00%	Not Available
L&G Future World Sust UK Equity G14	0.00%	0.00%	0.00%	0.00%	0.00%	0.00%	0.00%	100.00%	0.00%	0.00%	0.00%	0.28920%
OMR Fulcrum Risk Premia	0.00%	0.00%	0.00%	0.00%	0.00%	0.00%	0.00%	0.00%	0.00%	0.00%	100.00%	Not Available
OMR Aegon Diversified Growth	0.00%	0.00%	0.00%	0.00%	0.00%	0.00%	0.00%	0.00%	0.00%	100.00%	0.00%	0.88089%
OMR Jupiter World Equity	0.00%	0.00%	0.00%	0.00%	0.00%	0.00%	0.00%	0.00%	0.00%	0.00%	100.00%	0.40119%
OMR T.Bailey Growth	0.00%	0.00%	0.00%	0.00%	0.00%	0.00%	0.00%	0.00%	0.00%	0.00%	100.00%	Not Available
OMR Jupiter Em Mkt Debt Income S2	0.00%	0.00%	0.00%	0.00%	0.00%	0.00%	0.00%	33.33%	33.33%	0.00%	33.33%	0.55515%
Global Equity (ex UK) Index Tracker FWv2	0.00%	0.00%	0.00%	0.00%	0.00%	0.00%	0.00%	100.00%	0.00%	0.00%	0.00%	0.02771%



ReAssure

OMR L&G MM Growth Trust	0.00%	0.00%	0.00%	0.00%	0.00%	0.00%	0.00%	0.00%	0.00%	0.00%	100.00%	0.18176%
OMR JPM UK Dynamic	0.00%	0.00%	0.00%	0.00%	0.00%	0.00%	0.00%	60.00%	0.00%	0.00%	40.00%	0.50310%
OMR Jan Hend Asian Div Inc UT S2	0.00%	0.00%	0.00%	0.00%	0.00%	0.00%	0.00%	50.00%	0.00%	0.00%	50.00%	Not Available
OMR Invesco Europn Eq Inc (UK)	0.00%	0.00%	0.00%	0.00%	0.00%	0.00%	0.00%	0.00%	0.00%	0.00%	100.00%	0.11000%
OMR JPM Multi Asset Income	0.00%	0.00%	0.00%	0.00%	0.00%	0.00%	0.00%	0.00%	0.00%	0.00%	100.00%	0.40750%
Global Property	0.00%	0.00%	0.00%	0.00%	0.00%	0.00%	0.00%	40.00%	0.00%	60.00%	0.00%	0.04581%
UK Equity Tracker	0.00%	0.00%	0.00%	0.00%	100.00%	0.00%	0.00%	0.00%	0.00%	0.00%	0.00%	0.01410%
OMR SVM Continental Europe	0.00%	0.00%	0.00%	0.00%	0.00%	0.00%	0.00%	0.00%	0.00%	0.00%	100.00%	Not Available
OMR Jan Hend MM Inc & Gth (Inc) S2	0.00%	0.00%	0.00%	0.00%	0.00%	0.00%	0.00%	33.33%	0.00%	0.00%	66.67%	Not Available
OMR Jan Hend MM Inc & Grth S2	0.00%	0.00%	0.00%	0.00%	0.00%	0.00%	0.00%	0.00%	0.00%	0.00%	100.00%	Not Available
Multi Select	0.00%	0.00%	0.00%	0.00%	0.00%	50.00%	0.00%	50.00%	0.00%	0.00%	0.00%	0.09865%
D M Balanced S2	0.00%	0.00%	0.00%	0.00%	50.00%	0.00%	0.00%	50.00%	0.00%	0.00%	0.00%	Not Available
OMR JPM UK Equity Income S2	0.00%	0.00%	0.00%	0.00%	0.00%	0.00%	0.00%	0.00%	66.67%	33.33%	0.00%	0.24890%
OMR CT MM Navigator Dist	0.00%	0.00%	0.00%	0.00%	0.00%	0.00%	0.00%	0.00%	0.00%	0.00%	100.00%	Not Available
OMR Schroder Income Portfolio S2	0.00%	0.00%	0.00%	0.00%	0.00%	0.00%	0.00%	0.00%	0.00%	0.00%	100.00%	0.16655%
Sustainable Ind Asia Pac (ExJap) Eq Fund	0.00%	0.00%	0.00%	0.00%	100.00%	0.00%	0.00%	0.00%	0.00%	0.00%	0.00%	Not Available
OMR T.Bailey Dynamic S2	0.00%	0.00%	0.00%	0.00%	0.00%	0.00%	0.00%	0.00%	0.00%	0.00%	100.00%	Not Available
OMR Jan Hend Gbl Financials	0.00%	0.00%	0.00%	0.00%	0.00%	0.00%	0.00%	50.00%	0.00%	0.00%	50.00%	Not Available
UK Index Linked Index Tracker	0.00%	0.00%	0.00%	0.00%	100.00%	0.00%	0.00%	0.00%	0.00%	0.00%	0.00%	Not Available
OMR Fidelity Euro Bond S2	0.00%	0.00%	0.00%	0.00%	0.00%	0.00%	0.00%	100.00%	0.00%	0.00%	0.00%	0.00000%
OMR BlackRock Consensus 100	0.00%	0.00%	0.00%	0.00%	0.00%	0.00%	0.00%	0.00%	100.00%	0.00%	0.00%	Not Available
OMR Jupiter Corporate Bond S2	0.00%	0.00%	0.00%	0.00%	0.00%	0.00%	0.00%	33.33%	33.33%	0.00%	33.33%	0.26566%
Fidelity Global Dividend	0.00%	0.00%	0.00%	0.00%	0.00%	0.00%	0.00%	0.00%	0.00%	0.00%	100.00%	0.00000%
Balanced	0.00%	0.00%	0.00%	0.00%	100.00%	0.00%	0.00%	0.00%	0.00%	0.00%	0.00%	0.01094%
OMR Prof Fidelity UK Select	0.00%	0.00%	0.00%	0.00%	0.00%	0.00%	0.00%	0.00%	0.00%	0.00%	100.00%	0.00000%
M&G Corporate Bond	0.00%	0.00%	66.67%	33.33%	0.00%	0.00%	0.00%	0.00%	0.00%	0.00%	0.00%	0.14440%
OMR Aegon UK Sust Opps S2	0.00%	0.00%	0.00%	0.00%	0.00%	20.00%	20.00%	40.00%	20.00%	0.00%	0.00%	0.44727%
OMR Invesco Tactical Bond (UK) S2	0.00%	0.00%	0.00%	0.00%	0.00%	0.00%	0.00%	50.00%	25.00%	25.00%	0.00%	0.14000%
CT UK Ext Alpha I Acc	0.00%	0.00%	0.00%	0.00%	0.00%	0.00%	0.00%	0.00%	0.00%	100.00%	0.00%	Not Available
OMR abrdn Diversified Income S2	0.00%	0.00%	0.00%	0.00%	0.00%	0.00%	33.33%	33.33%	33.33%	0.00%	0.00%	0.16980%
Protected Retirement Fund 2025 Plan 1	0.00%	0.00%	0.00%	0.00%	0.00%	100.00%	0.00%	0.00%	0.00%	0.00%	0.00%	0.00470%
OMR FP Apollo Multi Asset Bal	0.00%	0.00%	0.00%	0.00%	0.00%	0.00%	0.00%	0.00%	0.00%	0.00%	100.00%	Not Available
Lazard UK Omega	0.00%	0.00%	0.00%	0.00%	0.00%	0.00%	0.00%	0.00%	0.00%	100.00%	0.00%	0.78718%
OMR EdenTree Resp&Sust Ster Bd S2	0.00%	0.00%	0.00%	0.00%	0.00%	0.00%	0.00%	66.67%	33.33%	0.00%	0.00%	Not Available



ReAssure

Cautious	0.00%	0.00%	0.00%	0.00%	0.00%	0.00%	0.00%	100.00%	0.00%	0.00%	0.00%	0.01094%
OMR HSBC Income S2	0.00%	0.00%	0.00%	0.00%	0.00%	0.00%	0.00%	50.00%	50.00%	0.00%	0.00%	0.11960%
OMR AXA Sterling Corp Bd (Grs) S2	0.00%	0.00%	0.00%	0.00%	0.00%	100.00%	0.00%	0.00%	0.00%	0.00%	0.00%	0.30630%
UK Aggregate Fixed Interest	0.00%	0.00%	0.00%	0.00%	100.00%	0.00%	0.00%	0.00%	0.00%	0.00%	0.00%	0.00000%
Pacific (ex Japan) Equity Index Tracker	0.00%	0.00%	0.00%	0.00%	100.00%	0.00%	0.00%	0.00%	0.00%	0.00%	0.00%	0.02500%
UK Index Linked Index Tracker	0.00%	0.00%	0.00%	0.00%	100.00%	0.00%	0.00%	0.00%	0.00%	0.00%	0.00%	Not Available
American	50.00%	0.00%	0.00%	0.00%	0.00%	0.00%	0.00%	50.00%	0.00%	0.00%	0.00%	0.08100%
OMR UK Dynamic S2	0.00%	0.00%	0.00%	0.00%	0.00%	0.00%	0.00%	0.00%	0.00%	100.00%	0.00%	Not Available
M&G Corporate Bond	100.00%	0.00%	0.00%	0.00%	0.00%	0.00%	0.00%	0.00%	0.00%	0.00%	0.00%	0.14440%
BNY Mellon 50/50 Global Equity	100.00%	0.00%	0.00%	0.00%	0.00%	0.00%	0.00%	0.00%	0.00%	0.00%	0.00%	0.00647%
OMR BlackRock Dynamic Div Gwth	0.00%	0.00%	0.00%	0.00%	0.00%	0.00%	0.00%	0.00%	0.00%	0.00%	100.00%	0.36736%
OMR CT Ster Corp Bd S2	0.00%	0.00%	0.00%	0.00%	0.00%	0.00%	50.00%	50.00%	0.00%	0.00%	0.00%	Not Available
OMR M&G Global Select S2	0.00%	0.00%	0.00%	0.00%	0.00%	0.00%	0.00%	33.33%	0.00%	0.00%	66.67%	0.11820%
OMR Man GLG Strategic Bond S2	0.00%	0.00%	0.00%	0.00%	0.00%	0.00%	0.00%	50.00%	50.00%	0.00%	0.00%	0.70000%
Japan	0.00%	0.00%	0.00%	0.00%	0.00%	0.00%	0.00%	100.00%	0.00%	0.00%	0.00%	0.07710%
OMR BlackRock Global Income	0.00%	0.00%	0.00%	0.00%	0.00%	0.00%	0.00%	0.00%	0.00%	0.00%	100.00%	0.28146%
UK Balanced Equity Pen Staff	0.00%	0.00%	0.00%	100.00%	0.00%	0.00%	0.00%	0.00%	0.00%	0.00%	0.00%	0.00000%
Sustainable Index European Equity Fund	0.00%	0.00%	0.00%	0.00%	100.00%	0.00%	0.00%	0.00%	0.00%	0.00%	0.00%	Not Available
OMR JPM UK Equity Income	0.00%	0.00%	0.00%	0.00%	0.00%	0.00%	0.00%	0.00%	0.00%	0.00%	100.00%	0.24890%
Guardian PM-B Managed S-PR	0.00%	0.00%	0.00%	0.00%	0.00%	0.00%	0.00%	100.00%	0.00%	0.00%	0.00%	0.09865%
MM Managed Income	0.00%	0.00%	0.00%	0.00%	50.00%	0.00%	0.00%	0.00%	50.00%	0.00%	0.00%	0.23440%
OMR abrdn MM Diversity	0.00%	0.00%	0.00%	0.00%	0.00%	0.00%	0.00%	0.00%	0.00%	0.00%	100.00%	0.15720%
Managed	0.00%	0.00%	0.00%	0.00%	0.00%	0.00%	0.00%	100.00%	0.00%	0.00%	0.00%	0.09865%
LG Future Wrld Sust UK Equity 6	0.00%	50.00%	0.00%	50.00%	0.00%	0.00%	0.00%	0.00%	0.00%	0.00%	0.00%	0.28920%
Global Equity Select	0.00%	0.00%	0.00%	100.00%	0.00%	0.00%	0.00%	0.00%	0.00%	0.00%	0.00%	0.05329%
Fixed Interest Pen Staff LStyle	0.00%	14.29%	28.57%	57.14%	0.00%	0.00%	0.00%	0.00%	0.00%	0.00%	0.00%	0.00386%
Aberdeen Asia Pacific Equity	100.00%	0.00%	0.00%	0.00%	0.00%	0.00%	0.00%	0.00%	0.00%	0.00%	0.00%	0.14240%
OMR M&G Episode Growth	0.00%	0.00%	0.00%	0.00%	0.00%	0.00%	0.00%	0.00%	0.00%	0.00%	100.00%	0.23330%
OMR abrdn MM Multi Ast Dist Port S2	0.00%	0.00%	0.00%	0.00%	0.00%	0.00%	0.00%	0.00%	0.00%	0.00%	100.00%	0.14760%
Fixed Interest Pen Staff	0.00%	0.00%	100.00%	0.00%	0.00%	0.00%	0.00%	0.00%	0.00%	0.00%	0.00%	0.00386%
JP Morgan Diversified Growth	0.00%	0.00%	0.00%	0.00%	0.00%	100.00%	0.00%	0.00%	0.00%	0.00%	0.00%	0.40290%
OMR BNY Mellon Sust Eupn Opps	0.00%	0.00%	0.00%	0.00%	0.00%	0.00%	0.00%	80.00%	0.00%	0.00%	20.00%	0.11652%
OMR Barings Global Leaders	0.00%	0.00%	0.00%	0.00%	0.00%	0.00%	0.00%	83.33%	0.00%	0.00%	16.67%	Not Available
OMR CT Gbl Tot Ret Bd GBPHdgd	0.00%	0.00%	0.00%	0.00%	0.00%	0.00%	0.00%	0.00%	0.00%	0.00%	100.00%	Not Available



ReAssure

OMR Sarasin Gbl Eq Real Return S2	0.00%	0.00%	0.00%	0.00%	0.00%	0.00%	0.00%	0.00%	0.00%	0.00%	100.00%	Not Available
OMR FTF Martin Currie Gbl Unc S2	0.00%	0.00%	0.00%	0.00%	0.00%	0.00%	0.00%	0.00%	100.00%	0.00%	0.00%	Not Available
OMR Jupiter Em Mkt Debt Income	0.00%	0.00%	0.00%	0.00%	0.00%	0.00%	0.00%	0.00%	0.00%	0.00%	100.00%	0.55515%
OMR Garraway Wealth (Sterling) S2	0.00%	0.00%	0.00%	0.00%	0.00%	0.00%	0.00%	0.00%	0.00%	0.00%	100.00%	Not Available
OMR CT MM Navigator Balanced	0.00%	0.00%	0.00%	0.00%	0.00%	0.00%	0.00%	0.00%	0.00%	0.00%	100.00%	Not Available
D M Cautious	0.00%	0.00%	0.00%	0.00%	0.00%	0.00%	0.00%	0.00%	0.00%	100.00%	0.00%	Not Available
OMR CT Gbl Tot Ret Bd GBPHdgd S2	0.00%	0.00%	0.00%	0.00%	0.00%	0.00%	0.00%	0.00%	0.00%	0.00%	100.00%	Not Available
Protected Retirement Fund 2025 Plan 2	0.00%	0.00%	0.00%	0.00%	0.00%	0.00%	0.00%	100.00%	0.00%	0.00%	0.00%	0.01363%
OMR JPM UK Strat Eq Income	0.00%	0.00%	0.00%	0.00%	0.00%	0.00%	0.00%	66.67%	0.00%	0.00%	33.33%	0.07020%
UK Equity Tracker	0.00%	0.00%	0.00%	0.00%	16.67%	0.00%	50.00%	33.33%	0.00%	0.00%	0.00%	0.01410%
OMR Jan Hend All Stocks Credit	0.00%	0.00%	0.00%	0.00%	0.00%	0.00%	0.00%	50.00%	0.00%	0.00%	50.00%	Not Available
OMR Fulcrum Risk Premia S2	0.00%	0.00%	0.00%	0.00%	0.00%	0.00%	0.00%	0.00%	100.00%	0.00%	0.00%	Not Available
Henderson Horizon China	0.00%	0.00%	0.00%	0.00%	0.00%	0.00%	0.00%	0.00%	0.00%	0.00%	100.00%	Not Available
OMR Jupiter Asia Pacific Inc Fund (IRL)	0.00%	0.00%	0.00%	0.00%	0.00%	0.00%	0.00%	0.00%	0.00%	0.00%	100.00%	0.48138%
OMR JPM UK Strat Eq Income S2	0.00%	0.00%	0.00%	0.00%	0.00%	0.00%	0.00%	100.00%	0.00%	0.00%	0.00%	0.07020%
OMR Schroder Blended Portfolio 7 S2	0.00%	0.00%	0.00%	0.00%	0.00%	0.00%	0.00%	100.00%	0.00%	0.00%	0.00%	Not Available
UK and Global Equity Tracker (Universal)	0.00%	0.00%	0.00%	0.00%	0.00%	0.00%	0.00%	100.00%	0.00%	0.00%	0.00%	0.04275%
International	0.00%	100.00%	0.00%	0.00%	0.00%	0.00%	0.00%	0.00%	0.00%	0.00%	0.00%	0.05146%
BlackRock Gold and General	0.00%	0.00%	0.00%	0.00%	0.00%	0.00%	0.00%	100.00%	0.00%	0.00%	0.00%	0.23233%
OMR EdenTree Resp&Sust UK Eq S2	0.00%	0.00%	0.00%	0.00%	0.00%	0.00%	0.00%	100.00%	0.00%	0.00%	0.00%	Not Available
OMR IFSL Marlborough Balanced S2	0.00%	0.00%	0.00%	0.00%	0.00%	0.00%	0.00%	100.00%	0.00%	0.00%	0.00%	Not Available
Fixed Interest	0.00%	0.00%	0.00%	0.00%	0.00%	0.00%	0.00%	100.00%	0.00%	0.00%	0.00%	0.00770%
Corporate Bond (Universal)	0.00%	50.00%	0.00%	0.00%	0.00%	0.00%	0.00%	50.00%	0.00%	0.00%	0.00%	0.08790%
OMR Jupiter Emerging Mkt Debt	0.00%	0.00%	0.00%	0.00%	0.00%	0.00%	0.00%	100.00%	0.00%	0.00%	0.00%	0.45295%

Costs and charges for employer arrangements invested in default funds

Fund Name	<0.3%	0.30% to 0.39%	0.40% to 0.49%	0.50% to 0.59%	0.60% to 0.75%	0.76% to 0.85%	0.86% to 0.95%	0.96% to 1.00%	1.01% to 1.25%	1.26% to 1.40%	>1.40%	Transaction Cost
L&G Managed Fund	2.77%	7.91%	22.92%	45.06%	7.11%	4.35%	3.95%	5.93%	0.00%	0.00%	0.00%	0.05866%
Global Equity Index Tracker LStyle	0.17%	0.00%	0.00%	0.04%	0.66%	0.17%	0.50%	98.47%	0.00%	0.00%	0.00%	0.04951%
OMR Index Balanced S2	50.00%	0.00%	0.00%	0.00%	0.00%	50.00%	0.00%	0.00%	0.00%	0.00%	0.00%	Not Available
UK All Company Tracker	0.00%	0.00%	0.00%	0.00%	0.00%	0.14%	0.36%	99.50%	0.00%	0.00%	0.00%	0.04830%
OMR QI Cirilium Balanced Blend Port	0.00%	0.00%	0.00%	0.00%	0.00%	0.00%	0.00%	8.70%	0.00%	0.00%	91.30%	Not Available
OMR Prof Index Balanced	0.00%	0.00%	0.00%	66.67%	0.00%	0.00%	0.00%	33.33%	0.00%	0.00%	0.00%	Not Available
L&G Fixed Interest Fund	5.62%	13.11%	31.09%	33.71%	6.37%	2.62%	3.37%	4.12%	0.00%	0.00%	0.00%	0.09478%
UK All Company Tracker LStyle	0.00%	0.45%	0.11%	0.00%	0.56%	0.90%	0.45%	97.52%	0.00%	0.00%	0.00%	0.04830%
L&G UK Equity Index Fund	3.33%	25.56%	21.67%	31.11%	3.89%	2.78%	6.11%	5.56%	0.00%	0.00%	0.00%	0.03694%
OMR Prof QI Cirilium ModBldPfl	0.00%	0.00%	0.00%	0.00%	0.00%	0.00%	33.33%	16.67%	50.00%	0.00%	0.00%	Not Available
Global Eq Fixd Ws 50:50 Index Fund	0.00%	17.39%	39.13%	36.96%	0.00%	0.00%	4.35%	2.17%	0.00%	0.00%	0.00%	0.02367%
L&G Consensus Fund	3.66%	7.32%	29.27%	37.80%	8.54%	3.66%	2.44%	7.32%	0.00%	0.00%	0.00%	0.01466%
L&G (PMC) Multi-Asset Fund	3.03%	12.12%	15.15%	65.15%	1.52%	1.52%	1.52%	0.00%	0.00%	0.00%	0.00%	0.00000%
L&G Distribution Fund	3.39%	12.71%	21.19%	38.98%	11.86%	1.69%	3.39%	6.78%	0.00%	0.00%	0.00%	0.09428%
Pensions Balanced	0.15%	0.00%	0.00%	0.00%	0.00%	0.00%	0.45%	99.40%	0.00%	0.00%	0.00%	0.09865%
Managed (B)	0.00%	1.07%	56.44%	16.52%	13.09%	2.15%	2.58%	8.15%	0.00%	0.00%	0.00%	0.09865%
Global Equity Index Tracker	0.22%	0.00%	0.00%	0.11%	0.22%	1.45%	1.79%	96.21%	0.00%	0.00%	0.00%	0.04951%
L&G Cash Fund	9.83%	12.20%	28.47%	32.88%	5.76%	2.03%	4.75%	4.07%	0.00%	0.00%	0.00%	-0.01563%
Balanced	0.27%	0.00%	0.00%	0.00%	0.41%	1.77%	3.82%	93.72%	0.00%	0.00%	0.00%	0.09865%
Global Eq Fixd Weigh 60:40 Index Fund	0.00%	22.03%	28.81%	25.42%	10.17%	5.08%	3.39%	5.08%	0.00%	0.00%	0.00%	0.02653%
Managed 6	3.57%	0.00%	0.00%	17.86%	58.93%	14.29%	0.00%	5.36%	0.00%	0.00%	0.00%	0.05866%
L&G Global Equity 70:30 Index Fund	1.79%	19.64%	23.21%	42.86%	3.57%	1.79%	1.79%	5.36%	0.00%	0.00%	0.00%	0.02856%
L&G US Equity Index Fund	2.04%	38.78%	20.41%	26.53%	2.04%	4.08%	2.04%	4.08%	0.00%	0.00%	0.00%	0.00456%
L&G International Fund	4.62%	24.62%	21.54%	32.31%	4.62%	4.62%	1.54%	6.15%	0.00%	0.00%	0.00%	0.07406%
L&G Equity Fund	9.09%	29.09%	32.73%	9.09%	9.09%	5.45%	3.64%	1.82%	0.00%	0.00%	0.00%	0.12568%
L&G Property Fund	6.32%	0.00%	2.11%	25.26%	44.21%	5.26%	2.11%	14.74%	0.00%	0.00%	0.00%	0.12965%
L&G North American Fund	3.45%	41.38%	27.59%	13.79%	3.45%	3.45%	3.45%	3.45%	0.00%	0.00%	0.00%	0.09338%
L&G Far Eastern Fund	2.56%	21.79%	29.49%	28.21%	6.41%	5.13%	5.13%	1.28%	0.00%	0.00%	0.00%	0.01954%

Costs and charges for employer arrangements invested in all funds

Fund Name	<0.3%	0.30% to 0.39%	0.40% to 0.49%	0.50% to 0.59%	0.60% to 0.75%	0.76% to 0.85%	0.86% to 0.95%	0.96% to 1.00%	1.01% to 1.25%	1.26% to 1.40%	>1.40%	Transaction Cost
L&G Managed Fund	2.77%	7.91%	22.92%	45.06%	7.11%	4.35%	3.95%	5.93%	0.00%	0.00%	0.00%	0.05866%
Global Equity Index Tracker LStyle	0.17%	0.00%	0.00%	0.04%	0.66%	0.17%	0.50%	98.47%	0.00%	0.00%	0.00%	0.04951%
OMR Index Balanced S2	50.00%	0.00%	0.00%	0.00%	0.00%	50.00%	0.00%	0.00%	0.00%	0.00%	0.00%	Not Available
UK All Company Tracker	0.00%	0.00%	0.00%	0.00%	0.00%	0.14%	0.36%	99.50%	0.00%	0.00%	0.00%	0.04830%
OMR QI Cirilium Balanced Blend Port	0.00%	0.00%	0.00%	0.00%	0.00%	0.00%	0.00%	8.70%	0.00%	0.00%	91.30%	Not Available
OMR Prof Index Balanced	0.00%	0.00%	0.00%	66.67%	0.00%	0.00%	0.00%	33.33%	0.00%	0.00%	0.00%	Not Available
L&G Fixed Interest Fund	5.62%	13.11%	31.09%	33.71%	6.37%	2.62%	3.37%	4.12%	0.00%	0.00%	0.00%	0.09478%
UK All Company Tracker LStyle	0.00%	0.45%	0.11%	0.00%	0.56%	0.90%	0.45%	97.52%	0.00%	0.00%	0.00%	0.04830%
L&G UK Equity Index Fund	3.33%	25.56%	21.67%	31.11%	3.89%	2.78%	6.11%	5.56%	0.00%	0.00%	0.00%	0.03694%
OMR Prof QI Cirilium ModBldPfl	0.00%	0.00%	0.00%	0.00%	0.00%	0.00%	33.33%	16.67%	50.00%	0.00%	0.00%	Not Available
Global Eq Fixd Ws 50:50 Index Fund	0.00%	17.39%	39.13%	36.96%	0.00%	0.00%	4.35%	2.17%	0.00%	0.00%	0.00%	0.02367%
L&G Consensus Fund	3.66%	7.32%	29.27%	37.80%	8.54%	3.66%	2.44%	7.32%	0.00%	0.00%	0.00%	0.01466%
L&G (PMC) Multi-Asset Fund	3.03%	12.12%	15.15%	65.15%	1.52%	1.52%	1.52%	0.00%	0.00%	0.00%	0.00%	0.00000%
L&G Distribution Fund	3.39%	12.71%	21.19%	38.98%	11.86%	1.69%	3.39%	6.78%	0.00%	0.00%	0.00%	0.09428%
Pensions Balanced	0.15%	0.00%	0.00%	0.00%	0.00%	0.00%	0.45%	99.40%	0.00%	0.00%	0.00%	0.09865%
Managed (B)	0.00%	1.07%	56.44%	16.52%	13.09%	2.15%	2.58%	8.15%	0.00%	0.00%	0.00%	0.09865%
OMR QI Cirilium Mod Bld Pfl	0.00%	0.00%	0.00%	0.00%	0.00%	0.00%	0.00%	0.00%	6.25%	37.50%	56.25%	Not Available
OMR QI Cirilium Balanced Blend Port S2	0.00%	0.00%	0.00%	0.00%	0.00%	0.00%	44.44%	0.00%	22.22%	0.00%	33.33%	Not Available
OMR Invesco Managed (UK)	0.00%	0.00%	0.00%	0.00%	0.00%	0.00%	0.00%	6.25%	0.00%	0.00%	93.75%	Not Available
Global Equity Index Tracker	0.22%	0.00%	0.00%	0.11%	0.22%	1.45%	1.79%	96.21%	0.00%	0.00%	0.00%	0.04951%
L&G Cash Fund	9.83%	12.20%	28.47%	32.88%	5.76%	2.03%	4.75%	4.07%	0.00%	0.00%	0.00%	-0.01563%
OMR Prof Fid MA Open Adv	0.00%	0.00%	0.00%	0.00%	0.00%	0.00%	0.00%	0.00%	0.00%	0.00%	100.00%	0.00000%
OMR Prof QI Gbl Dyn Equity	0.00%	0.00%	0.00%	0.00%	0.00%	0.00%	0.00%	0.00%	100.00%	0.00%	0.00%	Not Available
Balanced	0.27%	0.00%	0.00%	0.00%	0.41%	1.77%	3.82%	93.72%	0.00%	0.00%	0.00%	0.09865%
OMR QI Cirilium Mod Bld Pfl S2	0.00%	0.00%	0.00%	0.00%	0.00%	0.00%	0.00%	0.00%	100.00%	0.00%	0.00%	Not Available
OMR Invesco UK Eq Hi Inc (UK) S2	0.00%	0.00%	0.00%	0.00%	0.00%	0.00%	0.00%	26.87%	26.87%	0.00%	46.27%	0.01000%
UK Tracker	0.41%	0.00%	0.00%	0.00%	0.95%	1.08%	2.03%	95.53%	0.00%	0.00%	0.00%	0.04830%
OMR QI UK Eq Gwth BNY Mellon S2	0.00%	0.00%	0.00%	0.00%	0.00%	0.00%	0.00%	0.00%	0.00%	0.00%	100.00%	Not Available



OMR Fidelity MA Open Adv	0.00%	0.00%	0.00%	0.00%	0.00%	0.00%	0.00%	0.00%	0.00%	0.00%	100.00%	0.00000%
OMR Prof Invesco Mgd (UK)	0.00%	0.00%	0.00%	0.00%	0.00%	0.00%	100.00%	0.00%	0.00%	0.00%	0.00%	Not Available
OMR Deposit	4.26%	0.00%	0.00%	0.00%	0.00%	4.26%	61.70%	17.02%	8.51%	0.00%	4.26%	0.01161%
UK Aggregate Fixed Interest LStyle	0.71%	0.10%	0.10%	0.20%	1.02%	1.02%	1.02%	95.84%	0.00%	0.00%	0.00%	0.00000%
OMR Ninety One Am Franchise S2	0.00%	0.00%	0.00%	0.00%	0.00%	0.00%	0.00%	0.00%	0.00%	0.00%	100.00%	0.01000%
Stakeholder UK All Company Tracker	0.00%	0.00%	0.00%	0.00%	0.52%	1.81%	0.26%	97.42%	0.00%	0.00%	0.00%	0.04830%
European Equity Index Tracker	0.14%	0.00%	0.00%	0.14%	0.29%	1.59%	3.03%	94.80%	0.00%	0.00%	0.00%	-0.04420%
Global Eq Fixd Weigh 60:40 Index Fund	0.00%	22.03%	28.81%	25.42%	10.17%	5.08%	3.39%	5.08%	0.00%	0.00%	0.00%	0.02653%
OMR Deposit S2	10.65%	31.95%	0.00%	2.37%	33.73%	0.00%	10.65%	0.00%	10.65%	0.00%	0.00%	0.01161%
Pensions Global Equity	0.00%	0.00%	0.00%	0.00%	0.00%	0.00%	0.32%	99.68%	0.00%	0.00%	0.00%	0.07851%
OMR Prof Schroder Mgd Balanced	0.00%	0.00%	0.00%	0.00%	0.00%	0.00%	50.00%	0.00%	50.00%	0.00%	0.00%	0.30716%
OMR Prof QI Cirilium Balanced Blend Port	0.00%	0.00%	0.00%	0.00%	0.00%	20.00%	0.00%	0.00%	80.00%	0.00%	0.00%	Not Available
Managed 6	3.57%	0.00%	0.00%	17.86%	58.93%	14.29%	0.00%	5.36%	0.00%	0.00%	0.00%	0.05866%
Managed	0.00%	0.00%	0.26%	0.00%	1.56%	1.56%	4.16%	92.47%	0.00%	0.00%	0.00%	0.09865%
OMR Fidelity European	0.00%	0.00%	0.00%	0.00%	0.00%	0.00%	0.00%	0.00%	0.00%	0.00%	100.00%	0.00000%
L&G Global Equity 70:30 Index Fund	1.79%	19.64%	23.21%	42.86%	3.57%	1.79%	1.79%	5.36%	0.00%	0.00%	0.00%	0.02856%
OMR Jan Hend Gbl Technology Leaders	0.00%	0.00%	0.00%	0.00%	0.00%	0.00%	0.00%	0.00%	0.00%	0.00%	100.00%	Not Available
OMR L&G UK Property Feeder S2	0.00%	0.00%	0.00%	0.00%	0.00%	0.00%	0.00%	36.49%	27.02%	0.00%	36.49%	-0.52807%
OMR Fidelity Gbl Special Sits	0.00%	0.00%	0.00%	0.00%	0.00%	0.00%	0.00%	0.00%	0.00%	0.00%	100.00%	0.00000%
L&G US Equity Index Fund	2.04%	38.78%	20.41%	26.53%	2.04%	4.08%	2.04%	4.08%	0.00%	0.00%	0.00%	0.00456%
Stakeholder Balanced	0.00%	0.00%	0.00%	0.00%	0.44%	1.31%	0.44%	97.82%	0.00%	0.00%	0.00%	0.09865%
OMR Jan Hend Euro Select Opps	0.00%	0.00%	0.00%	0.00%	0.00%	0.00%	0.00%	0.00%	0.00%	0.00%	100.00%	0.16400%
OMR Invesco UK Eq Hi Inc (UK)	0.00%	0.00%	0.00%	0.00%	0.00%	0.00%	0.00%	0.00%	0.00%	0.00%	100.00%	0.01000%
OMR Fidelity Special Sits	0.00%	0.00%	0.00%	0.00%	0.00%	0.00%	0.00%	5.56%	0.00%	0.00%	94.44%	0.00000%
UK Equity	0.00%	0.00%	0.00%	0.00%	0.65%	2.83%	2.18%	94.34%	0.00%	0.00%	0.00%	0.05578%
OMR Prof UK Equity	0.00%	0.00%	0.00%	0.00%	0.00%	0.00%	0.00%	0.00%	0.00%	100.00%	0.00%	Not Available
OMR Prof i Shares US Eq Ind UK	0.00%	0.00%	0.00%	0.00%	66.67%	0.00%	0.00%	0.00%	33.33%	0.00%	0.00%	-0.02995%
Global Equity Index Tracker LStyle	0.00%	0.00%	0.00%	0.00%	100.00%	0.00%	0.00%	0.00%	0.00%	0.00%	0.00%	0.04951%
OMR Fidelity American	0.00%	0.00%	0.00%	0.00%	0.00%	0.00%	0.00%	0.00%	0.00%	0.00%	100.00%	0.00000%
OMR AXA Framlington Health	0.00%	0.00%	0.00%	0.00%	0.00%	0.00%	0.00%	0.00%	0.00%	0.00%	100.00%	0.17320%
OMR Prof iShares Con Eu Eq Ind	0.00%	0.00%	0.00%	33.33%	33.33%	0.00%	33.33%	0.00%	0.00%	0.00%	0.00%	0.13359%
Balanced Managed	0.00%	0.00%	68.22%	14.95%	12.15%	0.93%	0.93%	2.80%	0.00%	0.00%	0.00%	0.09865%
With Profits (B)	0.78%	0.26%	37.08%	23.50%	18.54%	5.22%	3.13%	11.49%	0.00%	0.00%	0.00%	0.03208%
OMR Prof Sterling Deposit	0.00%	0.00%	33.33%	0.00%	33.33%	0.00%	0.00%	33.33%	0.00%	0.00%	0.00%	0.01161%



ReAssure

SH European Equity Index Tracker	0.00%	0.00%	0.00%	0.00%	1.19%	1.19%	0.40%	97.22%	0.00%	0.00%	0.00%	-0.04420%
OMR iShares US Eq Index (UK) S2	0.00%	20.00%	0.00%	40.00%	0.00%	20.00%	0.00%	0.00%	20.00%	0.00%	0.00%	-0.02995%
OMR Invesco Europn Equity (UK)	0.00%	0.00%	0.00%	0.00%	0.00%	0.00%	0.00%	0.00%	0.00%	0.00%	100.00%	0.11000%
Stakeholder Global Equity	0.00%	0.00%	0.59%	0.00%	0.59%	1.18%	0.59%	97.04%	0.00%	0.00%	0.00%	0.07851%
OMR Schroder Managed Balanced	0.00%	0.00%	0.00%	0.00%	0.00%	0.00%	0.00%	0.00%	0.00%	50.00%	50.00%	0.30716%
OMR QI Creation Moderate Port S2	0.00%	0.00%	0.00%	0.00%	0.00%	0.00%	0.00%	16.67%	0.00%	0.00%	83.33%	Not Available
Pensions UK Fixed Interest LStyle	0.00%	0.33%	0.00%	0.00%	1.30%	1.63%	1.30%	95.44%	0.00%	0.00%	0.00%	0.00770%
OMR Stewart Inv Asia Pac Ldrs S2	0.00%	0.00%	0.00%	0.00%	0.00%	0.00%	0.00%	0.00%	20.00%	0.00%	80.00%	0.10600%
L&G International Fund	4.62%	24.62%	21.54%	32.31%	4.62%	4.62%	1.54%	6.15%	0.00%	0.00%	0.00%	0.07406%
L&G Index Linked Gilt Fund	10.17%	22.03%	28.81%	35.59%	0.00%	1.69%	1.69%	0.00%	0.00%	0.00%	0.00%	-0.43285%
L&G Equity Fund	9.09%	29.09%	32.73%	9.09%	9.09%	5.45%	3.64%	1.82%	0.00%	0.00%	0.00%	0.12568%
Amanah CCF Pension	0.00%	0.00%	0.75%	0.00%	0.75%	2.24%	1.49%	94.78%	0.00%	0.00%	0.00%	0.01659%
OMR Prof HSBC FTSE All Share Index	0.00%	0.00%	0.00%	0.00%	33.33%	33.33%	0.00%	0.00%	33.33%	0.00%	0.00%	Not Available
OMR QI Cirilium Moderate Port S2	0.00%	0.00%	0.00%	0.00%	0.00%	0.00%	0.00%	0.00%	0.00%	0.00%	100.00%	Not Available
OMR HSBC American Index S2	0.00%	50.00%	0.00%	0.00%	50.00%	0.00%	0.00%	0.00%	0.00%	0.00%	0.00%	-0.03390%
OMR F&C Investment Trust	0.00%	0.00%	0.00%	0.00%	0.00%	0.00%	0.00%	0.00%	0.00%	50.00%	50.00%	Not Available
L&G Over 15 Year Gilts Index Fund	6.90%	15.52%	25.86%	41.38%	6.90%	1.72%	1.72%	0.00%	0.00%	0.00%	0.00%	0.04007%
International Mgd Pen Standard	0.00%	0.00%	0.00%	0.00%	100.00%	0.00%	0.00%	0.00%	0.00%	0.00%	0.00%	0.00000%
OMR Fundsmith Equity S2	0.00%	0.00%	0.00%	0.00%	0.00%	0.00%	0.00%	0.00%	0.00%	0.00%	100.00%	Not Available
OMR Jupiter European S2	0.00%	0.00%	0.00%	0.00%	0.00%	0.00%	0.00%	0.00%	0.00%	0.00%	100.00%	0.01660%
OMR QI Gbl Eq Gwth Fidelity	0.00%	0.00%	0.00%	0.00%	0.00%	0.00%	0.00%	0.00%	0.00%	0.00%	100.00%	Not Available
L&G Property Fund	6.32%	0.00%	2.11%	25.26%	44.21%	5.26%	2.11%	14.74%	0.00%	0.00%	0.00%	0.12965%
Unitised-With Profits FPF2	32.61%	17.39%	23.91%	8.70%	2.17%	10.87%	4.35%	0.00%	0.00%	0.00%	0.00%	0.11793%
OMR QI Japanese Eq Schr S2	0.00%	0.00%	0.00%	0.00%	0.00%	0.00%	0.00%	0.00%	0.00%	0.00%	100.00%	Not Available
UK and Global Equity Tracker (Universal)	1.23%	0.00%	0.00%	0.00%	98.16%	0.00%	0.61%	0.00%	0.00%	0.00%	0.00%	0.04275%
OMR QI Inv Grd Cp Bd Inv S2	0.00%	0.00%	0.00%	0.00%	0.00%	0.00%	0.00%	0.00%	26.67%	26.67%	46.67%	Not Available
OMR Invesco Managed (UK) S2	0.00%	0.00%	0.00%	0.00%	0.00%	0.00%	0.00%	33.33%	0.00%	33.33%	33.33%	Not Available
L&G North American Fund	3.45%	41.38%	27.59%	13.79%	3.45%	3.45%	3.45%	3.45%	0.00%	0.00%	0.00%	0.09338%
L&G Far Eastern Fund	2.56%	21.79%	29.49%	28.21%	6.41%	5.13%	5.13%	1.28%	0.00%	0.00%	0.00%	0.01954%
UK Aggregate Fixed Interest	1.04%	0.35%	0.00%	0.00%	0.00%	1.74%	3.47%	93.40%	0.00%	0.00%	0.00%	0.00000%
BNY Mellon Global Equity Fund	2.00%	0.00%	6.00%	42.00%	38.00%	4.00%	0.00%	0.00%	8.00%	0.00%	0.00%	0.21320%
OMR AXA Framlington Gbl Tech S2	0.00%	0.00%	0.00%	0.00%	0.00%	0.00%	0.00%	25.00%	25.00%	0.00%	50.00%	0.10670%
OMR Schroder US Smaller Cos	0.00%	0.00%	0.00%	0.00%	0.00%	0.00%	0.00%	0.00%	0.00%	0.00%	100.00%	0.24985%
OMR QI Cirilium Dynamic Port S2	0.00%	0.00%	0.00%	0.00%	0.00%	0.00%	0.00%	0.00%	0.00%	100.00%	0.00%	Not Available



ReAssure

OMR JPM Multi-Manager Growth	0.00%	0.00%	0.00%	0.00%	0.00%	0.00%	0.00%	0.00%	0.00%	0.00%	100.00%	0.42640%
OMR QI Global Dynamic Equity	0.00%	0.00%	0.00%	0.00%	0.00%	0.00%	0.00%	27.27%	0.00%	0.00%	72.73%	Not Available
Pensions UK Equity	0.00%	0.00%	0.00%	0.00%	0.00%	0.00%	1.02%	98.98%	0.00%	0.00%	0.00%	0.05345%
U.K. Equity (B)	0.00%	41.24%	23.73%	14.69%	9.60%	1.13%	1.69%	7.91%	0.00%	0.00%	0.00%	0.04259%
BNY Mellon UK Income Fund	7.50%	2.50%	20.00%	27.50%	30.00%	0.00%	2.50%	5.00%	5.00%	0.00%	0.00%	0.48528%
Money Market LStyle	1.08%	0.15%	0.00%	0.46%	1.24%	0.93%	1.55%	94.58%	0.00%	0.00%	0.00%	0.00470%
Money Market	0.00%	0.00%	0.00%	0.55%	0.00%	1.64%	3.28%	94.54%	0.00%	0.00%	0.00%	0.00470%
Fixed Interest (B)	0.64%	50.00%	19.87%	16.03%	4.49%	3.21%	2.56%	3.21%	0.00%	0.00%	0.00%	0.00770%
OMR Invesco UK Opps (UK)	0.00%	0.00%	0.00%	0.00%	0.00%	0.00%	0.00%	0.00%	0.00%	0.00%	100.00%	0.47000%
Man GLG Continental European Growth Fund	3.03%	3.03%	24.24%	30.30%	33.33%	0.00%	3.03%	3.03%	0.00%	0.00%	0.00%	0.00000%
Global Equity Index Tracker v2	0.00%	0.00%	0.00%	0.00%	0.00%	0.00%	0.00%	100.00%	0.00%	0.00%	0.00%	0.04951%
OMR Fidelity Am Special Sits	0.00%	0.00%	0.00%	0.00%	0.00%	0.00%	0.00%	0.00%	0.00%	0.00%	100.00%	0.00000%
OMR Fundsmith Equity	0.00%	0.00%	0.00%	0.00%	0.00%	0.00%	0.00%	0.00%	0.00%	0.00%	100.00%	Not Available
Stakeholder UK Equity	0.00%	0.00%	0.57%	0.00%	0.57%	0.57%	1.72%	96.55%	0.00%	0.00%	0.00%	0.05345%
OMR QI Euro exUK Eq Henderson S2	0.00%	0.00%	0.00%	0.00%	0.00%	0.00%	0.00%	0.00%	0.00%	0.00%	100.00%	Not Available
LifeStyle Gilt S2	0.00%	50.00%	0.00%	0.00%	0.00%	0.00%	50.00%	0.00%	0.00%	0.00%	0.00%	0.00000%
OMR Fidelity European S2	0.00%	0.00%	0.00%	0.00%	0.00%	0.00%	0.00%	0.00%	0.00%	0.00%	100.00%	0.00000%
OMR Fidelity Asia	0.00%	0.00%	0.00%	0.00%	0.00%	0.00%	0.00%	0.00%	0.00%	0.00%	100.00%	0.00000%
Multi Select	26.25%	2.50%	0.00%	11.25%	8.75%	10.00%	12.50%	28.75%	0.00%	0.00%	0.00%	0.09865%
OMR Index Balanced	0.00%	0.00%	0.00%	0.00%	0.00%	0.00%	0.00%	0.00%	100.00%	0.00%	0.00%	Not Available
OMR BRock Eur Dyn (classFA) S2	0.00%	0.00%	0.00%	0.00%	0.00%	0.00%	0.00%	0.00%	16.67%	16.67%	66.67%	0.36469%
OMR Invesco UK Eq Income (UK)	0.00%	0.00%	0.00%	0.00%	0.00%	0.00%	0.00%	0.00%	0.00%	0.00%	100.00%	0.00000%
OMR QI Cirilium Balanced Port S2	0.00%	0.00%	0.00%	0.00%	0.00%	0.00%	0.00%	0.00%	0.00%	100.00%	0.00%	Not Available
Unitised-With Profits Pen Gen 2	52.17%	8.70%	17.39%	8.70%	4.35%	8.70%	0.00%	0.00%	0.00%	0.00%	0.00%	0.11793%
Global Socially Responsible	0.00%	0.00%	0.00%	0.00%	0.00%	1.52%	0.00%	6.06%	6.06%	10.61%	75.76%	Not Available
BNY Mellon Multi-Asset Balanced Fund	0.00%	2.78%	13.89%	33.33%	38.89%	2.78%	0.00%	2.78%	5.56%	0.00%	0.00%	0.10174%
OMR Fidelity Asia S2	0.00%	0.00%	0.00%	0.00%	0.00%	0.00%	0.00%	16.67%	0.00%	0.00%	83.33%	0.00000%
OMR QI US Equity Growth JPM S2	0.00%	0.00%	0.00%	0.00%	0.00%	0.00%	0.00%	0.00%	0.00%	25.00%	75.00%	Not Available
OMR Jan Hend US Growth	0.00%	0.00%	0.00%	0.00%	0.00%	0.00%	0.00%	0.00%	0.00%	0.00%	100.00%	Not Available
OMR Fidelity Gbl Special Sits S2	0.00%	0.00%	0.00%	0.00%	0.00%	0.00%	0.00%	0.00%	0.00%	0.00%	100.00%	0.00000%
OMR Jupiter Income Trust	0.00%	0.00%	0.00%	0.00%	0.00%	0.00%	0.00%	0.00%	0.00%	0.00%	100.00%	0.17218%
L&G Future World Sust UK Equity G17	5.77%	34.62%	17.31%	30.77%	3.85%	3.85%	1.92%	1.92%	0.00%	0.00%	0.00%	0.28920%
OMR Schroder UK Mid 250	0.00%	0.00%	0.00%	0.00%	0.00%	0.00%	0.00%	0.00%	0.00%	0.00%	100.00%	0.12823%
OMR AXA Framlington Health S2	0.00%	0.00%	0.00%	0.00%	0.00%	0.00%	0.00%	0.00%	100.00%	0.00%	0.00%	0.17320%



ReAssure

OMR Jupiter UK Mid Cap S2	0.00%	0.00%	0.00%	0.00%	0.00%	0.00%	0.00%	0.00%	0.00%	0.00%	100.00%	0.26454%
OMR AXA Fram UK Select Opps	0.00%	0.00%	0.00%	0.00%	0.00%	0.00%	0.00%	0.00%	0.00%	0.00%	100.00%	0.26770%
OMR Fidelity UK Select	0.00%	0.00%	0.00%	0.00%	0.00%	0.00%	0.00%	0.00%	0.00%	0.00%	100.00%	0.00000%
L&G UK Smaller Companies Fund	3.39%	35.59%	33.90%	22.03%	1.69%	1.69%	1.69%	0.00%	0.00%	0.00%	0.00%	0.01581%
PRF Deposit	0.00%	0.00%	0.93%	0.00%	8.41%	12.15%	26.17%	52.34%	0.00%	0.00%	0.00%	0.00470%
OMR QI China Equity Henderson	0.00%	0.00%	0.00%	0.00%	0.00%	0.00%	0.00%	0.00%	0.00%	0.00%	100.00%	Not Available
OMR AXA Fram UK Select Opps S2	0.00%	0.00%	0.00%	0.00%	0.00%	0.00%	0.00%	0.00%	0.00%	0.00%	100.00%	0.26770%
OMR Fidelity Special Sits S2	0.00%	0.00%	0.00%	0.00%	0.00%	0.00%	0.00%	0.00%	0.00%	0.00%	100.00%	0.00000%
OMR Jupiter European	0.00%	0.00%	0.00%	0.00%	0.00%	0.00%	0.00%	0.00%	0.00%	0.00%	100.00%	0.01660%
OMR QI US Equity Growth JPM	0.00%	0.00%	0.00%	0.00%	0.00%	0.00%	0.00%	0.00%	0.00%	0.00%	100.00%	Not Available
OMR QI Creation Dynamic Port S2	0.00%	0.00%	0.00%	0.00%	0.00%	0.00%	0.00%	0.00%	0.00%	0.00%	100.00%	Not Available
OMR Stewart Inv Asia Pac Ldrs	0.00%	0.00%	0.00%	0.00%	0.00%	0.00%	0.00%	12.50%	0.00%	0.00%	87.50%	0.10600%
Guardian PM-B Managed	0.00%	0.00%	0.00%	0.00%	0.00%	13.64%	9.09%	77.27%	0.00%	0.00%	0.00%	0.09865%
OMR Schroder Managed Balanced S2	0.00%	0.00%	0.00%	0.00%	0.00%	0.00%	0.00%	0.00%	0.00%	0.00%	100.00%	0.30716%
OMR QI Prec Met Eq BlackRock S2	0.00%	0.00%	0.00%	0.00%	0.00%	0.00%	0.00%	0.00%	0.00%	0.00%	100.00%	Not Available
OMR AXA Framlington Gbl Tech	0.00%	0.00%	0.00%	0.00%	0.00%	0.00%	0.00%	0.00%	0.00%	0.00%	100.00%	0.10670%
OMR L&G UK Property Feeder	0.00%	0.00%	0.00%	0.00%	0.00%	0.00%	0.00%	11.11%	0.00%	0.00%	88.89%	-0.52807%
OMR AXA Framlington Biotech S2	0.00%	0.00%	0.00%	0.00%	0.00%	0.00%	0.00%	0.00%	66.67%	0.00%	33.33%	0.66300%
North American Equity Index Tracker	0.00%	0.00%	0.00%	0.00%	7.14%	0.00%	21.43%	71.43%	0.00%	0.00%	0.00%	0.08100%
OMR iShares Cont Eur Eq Ind UK S2	0.00%	50.00%	0.00%	0.00%	50.00%	0.00%	0.00%	0.00%	0.00%	0.00%	0.00%	0.13359%
OMR Liontrust Balanced	0.00%	0.00%	0.00%	0.00%	0.00%	0.00%	0.00%	0.00%	0.00%	0.00%	100.00%	-0.04318%
OMR Schroder US Smaller Cos S2	0.00%	0.00%	0.00%	0.00%	0.00%	0.00%	0.00%	0.00%	0.00%	33.33%	66.67%	0.24985%
OMR QI UK Eq LCp VI BNY Mellon	0.00%	0.00%	0.00%	0.00%	0.00%	0.00%	0.00%	0.00%	0.00%	0.00%	100.00%	Not Available
OMR Liontrust Balanced S2	0.00%	0.00%	0.00%	0.00%	0.00%	0.00%	0.00%	0.00%	0.00%	0.00%	100.00%	-0.04318%
OMR Jupiter Global Equity S2	0.00%	0.00%	0.00%	0.00%	0.00%	0.00%	0.00%	0.00%	0.00%	0.00%	100.00%	0.26718%
BNY Mellon Multi-Asset Growth Fund	2.70%	0.00%	0.00%	0.00%	0.00%	35.14%	27.03%	18.92%	5.41%	10.81%	0.00%	0.16210%
Unitised-With Profits Pen Gen 4	6.67%	0.00%	20.00%	46.67%	26.67%	0.00%	0.00%	0.00%	0.00%	0.00%	0.00%	0.11793%
OMR Margetts Sentinel Ent S2	0.00%	0.00%	0.00%	0.00%	0.00%	0.00%	0.00%	0.00%	0.00%	0.00%	100.00%	Not Available
OMR QI UK Eq LgCp Inc Artemis	0.00%	0.00%	0.00%	0.00%	0.00%	0.00%	0.00%	0.00%	0.00%	0.00%	100.00%	Not Available
L&G Wld Soc Resp Inv (SRI) Idx Fund	0.00%	2.17%	6.52%	21.74%	54.35%	4.35%	0.00%	10.87%	0.00%	0.00%	0.00%	0.01285%
OMR QI UK Equity Index	0.00%	0.00%	0.00%	0.00%	0.00%	0.00%	0.00%	25.00%	50.00%	25.00%	0.00%	Not Available
OMR abrdn Emerging Mkts Eq S2	0.00%	0.00%	0.00%	0.00%	0.00%	0.00%	0.00%	0.00%	66.67%	0.00%	33.33%	0.22730%
OMR Invesco Mthly Inc Pls (UK) S2	0.00%	0.00%	0.00%	0.00%	0.00%	0.00%	0.00%	0.00%	0.00%	20.21%	79.79%	0.15000%
OMR QI Euro exUK Eq Henderson	0.00%	0.00%	0.00%	0.00%	0.00%	0.00%	0.00%	0.00%	0.00%	0.00%	100.00%	Not Available



ReAssure

OMR HSBC FTSE 100 Index S2	0.00%	0.00%	25.00%	50.00%	0.00%	25.00%	0.00%	0.00%	0.00%	0.00%	0.00%	0.0000%
Deposit (B)	4.32%	56.17%	16.67%	9.88%	5.56%	1.85%	3.70%	1.85%	0.00%	0.00%	0.00%	0.00470%
OMR Premier Monthly Income	0.00%	0.00%	0.00%	0.00%	0.00%	0.00%	0.00%	0.00%	0.00%	0.00%	100.00%	0.10000%
OMR QI US EqSm/MidCp Schroder S2	0.00%	0.00%	0.00%	0.00%	0.00%	0.00%	0.00%	0.00%	0.00%	33.33%	66.67%	Not Available
Man GLG Balanced Managed Fund	0.00%	0.00%	10.00%	26.67%	50.00%	3.33%	0.00%	3.33%	6.67%	0.00%	0.00%	Not Available
Global Equity (ex UK) Index Tracker FWv2	0.00%	0.00%	0.00%	0.00%	0.00%	0.00%	1.47%	98.53%	0.00%	0.00%	0.00%	0.02771%
OMR Jan Hend Global Eq	0.00%	0.00%	0.00%	0.00%	0.00%	0.00%	0.00%	0.00%	0.00%	0.00%	100.00%	Not Available
L&G European Fund	5.00%	20.00%	32.50%	32.50%	7.50%	2.50%	0.00%	0.00%	0.00%	0.00%	0.00%	0.16989%
OMR Jan Hend Gbl Technology Leaders S2	0.00%	0.00%	0.00%	0.00%	0.00%	0.00%	0.00%	0.00%	0.00%	0.00%	100.00%	Not Available
OMR iShares US Eq Index (UK)	0.00%	0.00%	0.00%	0.00%	0.00%	0.00%	0.00%	100.00%	0.00%	0.00%	0.00%	-0.02995%
OMR Invesco China Equity (UK)	0.00%	0.00%	0.00%	0.00%	0.00%	0.00%	0.00%	0.00%	0.00%	0.00%	100.00%	1.44000%
OMR M&G Global Themes S2	0.00%	0.00%	0.00%	0.00%	0.00%	0.00%	0.00%	0.00%	33.33%	0.00%	66.67%	0.07170%
OMR Jupiter UK Mid Cap	0.00%	0.00%	0.00%	0.00%	0.00%	0.00%	0.00%	0.00%	0.00%	0.00%	100.00%	0.26454%
OMR UK Equity	0.00%	0.00%	0.00%	0.00%	0.00%	0.00%	0.00%	0.00%	0.00%	0.00%	100.00%	Not Available
ESI Global Emerging Markets Equity	0.00%	1.09%	5.43%	2.17%	6.52%	81.52%	3.26%	0.00%	0.00%	0.00%	0.00%	0.15245%
OMR Jan Hend Euro Smaller Cos	0.00%	0.00%	0.00%	0.00%	0.00%	0.00%	0.00%	0.00%	0.00%	0.00%	100.00%	Not Available
Mixed Investment (Universal)	2.13%	0.00%	0.00%	3.19%	94.68%	0.00%	0.00%	0.00%	0.00%	0.00%	0.00%	0.05641%
Pacific (ex Japan) Equity Index Tracker	0.00%	0.00%	0.00%	1.14%	5.68%	6.82%	22.73%	63.64%	0.00%	0.00%	0.00%	0.02500%
Investec American Fund	0.00%	0.00%	0.00%	0.00%	0.00%	0.00%	0.00%	3.45%	27.59%	41.38%	27.59%	0.01000%
OMR Index Cautious S2	50.00%	0.00%	0.00%	0.00%	0.00%	0.00%	0.00%	0.00%	50.00%	0.00%	0.00%	Not Available
OMR M&G Optimal Income S2	0.00%	0.00%	0.00%	0.00%	0.00%	0.00%	0.00%	0.00%	41.18%	0.00%	58.82%	0.23020%
OMR QI China Equity Henderson S2	0.00%	0.00%	0.00%	0.00%	0.00%	0.00%	0.00%	0.00%	0.00%	0.00%	100.00%	Not Available
OMR Jan Hend Fxd Int Mth Inc S2	50.00%	0.00%	0.00%	0.00%	0.00%	0.00%	0.00%	0.00%	0.00%	50.00%	0.00%	Not Available
OMR QI UK Eq LgCp Inc Artemis S2	0.00%	0.00%	0.00%	0.00%	0.00%	0.00%	0.00%	0.00%	16.67%	0.00%	83.33%	Not Available
OMR Prof iShrs Jap Eq Ind	0.00%	0.00%	0.00%	100.00%	0.00%	0.00%	0.00%	0.00%	0.00%	0.00%	0.00%	0.02900%
Aberdeen Life Global (ex UK) Equity Fund	11.11%	2.78%	16.67%	27.78%	36.11%	2.78%	2.78%	0.00%	0.00%	0.00%	0.00%	0.19110%
Pensions UK Fixed Interest	0.36%	0.00%	0.00%	0.00%	0.72%	0.36%	3.24%	95.32%	0.00%	0.00%	0.00%	0.00770%
Overseas Equity (B)	0.00%	0.00%	0.00%	45.07%	36.62%	9.86%	4.23%	4.23%	0.00%	0.00%	0.00%	0.05146%
OMR Prof L&G UK Property Feeder	0.00%	0.00%	0.00%	0.00%	0.00%	0.00%	0.00%	0.00%	100.00%	0.00%	0.00%	-0.52807%
OMR QI Nat Res Eq Janus Hend S2	0.00%	0.00%	0.00%	0.00%	0.00%	0.00%	0.00%	0.00%	0.00%	33.33%	66.67%	Not Available
OMR QI Global Unconstrained Eq S2	0.00%	0.00%	0.00%	0.00%	0.00%	0.00%	0.00%	0.00%	0.00%	0.00%	100.00%	Not Available
OMR Fidelity American S2	0.00%	0.00%	0.00%	0.00%	0.00%	0.00%	0.00%	0.00%	0.00%	0.00%	100.00%	0.00000%
OMR Invesco Pacific (UK)	0.00%	0.00%	0.00%	0.00%	0.00%	0.00%	0.00%	0.00%	0.00%	0.00%	100.00%	0.13000%
OMR abrdn Emerging Mkts Eq	0.00%	0.00%	0.00%	0.00%	0.00%	0.00%	0.00%	16.67%	0.00%	0.00%	83.33%	0.22730%



ReAssure

Global Equity Tracker	0.00%	52.00%	20.00%	10.00%	6.00%	2.00%	4.00%	6.00%	0.00%	0.00%	0.00%	0.05927%
Stakeholder UK Fixed Interest	0.00%	1.72%	0.86%	0.00%	0.00%	1.72%	0.00%	95.69%	0.00%	0.00%	0.00%	0.00770%
Equity 6	11.11%	0.00%	0.00%	44.44%	33.33%	11.11%	0.00%	0.00%	0.00%	0.00%	0.00%	0.12568%
OMR M&G Managed Growth S2	0.00%	0.00%	0.00%	0.00%	0.00%	0.00%	0.00%	0.00%	36.59%	0.00%	63.41%	0.21130%
OMR Invesco UK Opps (UK) S2	0.00%	0.00%	0.00%	0.00%	0.00%	0.00%	0.00%	0.00%	100.00%	0.00%	0.00%	0.47000%
OMR iShares Jap Eq Idx UK S2	0.00%	0.00%	0.00%	0.00%	50.00%	0.00%	0.00%	50.00%	0.00%	0.00%	0.00%	0.02900%
Pensions Money Market LStyle	0.00%	0.52%	0.00%	0.00%	1.05%	2.09%	1.57%	94.76%	0.00%	0.00%	0.00%	0.00470%
OMR BlackRock UK Smaller Cos S2	0.00%	0.00%	0.00%	0.00%	0.00%	0.00%	0.00%	0.00%	0.00%	0.00%	100.00%	0.51049%
OMR HSBC Global Strat Bal Port S2	0.00%	0.00%	0.00%	0.00%	0.00%	0.00%	0.00%	0.00%	0.00%	0.00%	100.00%	0.03994%
UK Balanced Equity Pen Standard	0.00%	0.00%	0.00%	0.00%	100.00%	0.00%	0.00%	0.00%	0.00%	0.00%	0.00%	0.00000%
Special Deposit 6	92.31%	0.00%	7.69%	0.00%	0.00%	0.00%	0.00%	0.00%	0.00%	0.00%	0.00%	0.00000%
OMR Schroder UK Alpha Plus	0.00%	0.00%	0.00%	0.00%	0.00%	0.00%	0.00%	0.00%	0.00%	0.00%	100.00%	0.17563%
Global Equity Index Tracker LStyle	0.00%	6.25%	0.00%	0.00%	93.75%	0.00%	0.00%	0.00%	0.00%	0.00%	0.00%	0.04951%
OMR L&G Pacific Index Trust S2	0.00%	100.00%	0.00%	0.00%	0.00%	0.00%	0.00%	0.00%	0.00%	0.00%	0.00%	0.01592%
OMR QI Em Mkts Eq Growth JPM S2	0.00%	0.00%	0.00%	0.00%	0.00%	0.00%	0.00%	0.00%	0.00%	0.00%	100.00%	Not Available
OMR Schroder UK Smaller Cos	0.00%	0.00%	0.00%	0.00%	0.00%	0.00%	0.00%	0.00%	0.00%	0.00%	100.00%	0.00000%
OMR abrdn UK Real Estate Share S2	0.00%	0.00%	0.00%	0.00%	0.00%	0.00%	0.00%	0.00%	0.00%	0.00%	100.00%	0.23160%
OMR Jupiter Financial Opps S2	0.00%	0.00%	0.00%	0.00%	0.00%	0.00%	0.00%	0.00%	0.00%	0.00%	100.00%	0.52599%
OMR Artemis UK Smaller Cos	0.00%	0.00%	0.00%	0.00%	0.00%	0.00%	0.00%	0.00%	0.00%	0.00%	100.00%	0.10000%
L&G European Equity Index Fund	0.00%	30.77%	34.62%	15.38%	7.69%	3.85%	3.85%	3.85%	0.00%	0.00%	0.00%	0.02024%
OMR Stewart Inv Gbl Em Mk Ldrs S2	0.00%	0.00%	0.00%	0.00%	0.00%	0.00%	0.00%	0.00%	0.00%	0.00%	100.00%	0.08800%
OMR Invesco Mthly Inc Pls (UK)	0.00%	0.00%	0.00%	0.00%	0.00%	0.00%	0.00%	0.00%	0.00%	0.00%	100.00%	0.15000%
Deposit 2 S2	0.00%	0.00%	0.00%	100.00%	0.00%	0.00%	0.00%	0.00%	0.00%	0.00%	0.00%	0.01161%
OMR Invesco Europn Sm Cos (UK)	0.00%	0.00%	0.00%	0.00%	0.00%	0.00%	0.00%	0.00%	0.00%	0.00%	100.00%	0.47000%
OMR FTF Martin Currie Japan Equity S2	0.00%	0.00%	0.00%	0.00%	0.00%	0.00%	0.00%	0.00%	25.00%	25.00%	50.00%	Not Available
Property	0.00%	0.00%	0.00%	0.00%	0.00%	0.00%	0.00%	12.09%	12.09%	13.19%	62.64%	Not Available
OMR QI Nat Res Eq Janus Hend	0.00%	0.00%	0.00%	0.00%	0.00%	0.00%	0.00%	0.00%	0.00%	0.00%	100.00%	Not Available
OMR Schroder UK Mid 250 S2	0.00%	0.00%	0.00%	0.00%	0.00%	0.00%	0.00%	0.00%	0.00%	0.00%	100.00%	0.12823%
OMR Jupiter UK Alpha (A) S2	0.00%	0.00%	0.00%	0.00%	0.00%	0.00%	0.00%	0.00%	0.00%	0.00%	100.00%	0.03923%
OMR F&C Investment Trust S2	0.00%	0.00%	0.00%	0.00%	0.00%	0.00%	0.00%	0.00%	100.00%	0.00%	0.00%	Not Available
OMR QI Creation Balanced Port S2	0.00%	0.00%	0.00%	0.00%	0.00%	0.00%	0.00%	0.00%	0.00%	0.00%	100.00%	Not Available
OMR Jupiter North American Eq S2	0.00%	0.00%	0.00%	0.00%	0.00%	0.00%	0.00%	0.00%	0.00%	0.00%	100.00%	0.12620%
OMR QI UK Equity Opp Artemis	0.00%	0.00%	0.00%	0.00%	0.00%	0.00%	0.00%	0.00%	0.00%	0.00%	100.00%	Not Available
Managed (Type 1)	28.13%	4.69%	3.13%	1.56%	7.81%	12.50%	7.81%	34.38%	0.00%	0.00%	0.00%	0.09865%



ReAssure

OMR Schroder Gbl Cit Real Est S2	0.00%	0.00%	0.00%	0.00%	0.00%	0.00%	0.00%	0.00%	0.00%	20.00%	80.00%	0.18538%
OMR HSBC FTSE All Share S2	0.00%	100.00%	0.00%	0.00%	0.00%	0.00%	0.00%	0.00%	0.00%	0.00%	0.00%	-0.00540%
OMR BlackRock Cash	0.00%	0.00%	0.00%	0.00%	0.00%	0.00%	0.00%	0.00%	100.00%	0.00%	0.00%	0.01231%
OMR AXA Framlington Global Sust Mgd S2	0.00%	0.00%	0.00%	0.00%	0.00%	0.00%	0.00%	0.00%	0.00%	0.00%	100.00%	0.14830%
OMR M&G Global Dividend S2	0.00%	0.00%	0.00%	0.00%	0.00%	0.00%	0.00%	0.00%	0.00%	0.00%	100.00%	0.06660%
OMR AXA Framlington FinTech	0.00%	0.00%	0.00%	0.00%	0.00%	0.00%	0.00%	0.00%	0.00%	0.00%	100.00%	0.51290%
Managed	0.79%	0.79%	0.79%	1.59%	3.97%	9.52%	11.11%	71.43%	0.00%	0.00%	0.00%	0.09865%
Corporate Bond (Universal)	1.85%	0.00%	0.00%	0.00%	94.44%	3.70%	0.00%	0.00%	0.00%	0.00%	0.00%	0.08790%
OMR Artemis UK Select	0.00%	0.00%	0.00%	0.00%	0.00%	0.00%	0.00%	0.00%	0.00%	0.00%	100.00%	0.09000%
Global Equity	0.00%	0.00%	0.00%	1.96%	7.84%	1.96%	0.00%	88.24%	0.00%	0.00%	0.00%	0.07851%
OMR Jupiter India S2	0.00%	0.00%	0.00%	0.00%	0.00%	0.00%	0.00%	0.00%	0.00%	0.00%	100.00%	0.06017%
OMR M&G Global Themes	0.00%	0.00%	0.00%	0.00%	0.00%	0.00%	0.00%	0.00%	0.00%	0.00%	100.00%	0.07170%
OMR BNY Mellon Asian Opportunities S2	57.38%	0.00%	0.00%	0.00%	0.00%	0.00%	0.00%	0.00%	0.00%	42.62%	0.00%	0.32451%
OMR Jan Hend Euro Select Opps S2	0.00%	0.00%	0.00%	0.00%	0.00%	0.00%	0.00%	0.00%	0.00%	0.00%	100.00%	0.16400%
OMR abrdn UK Real Estate Share	0.00%	0.00%	0.00%	0.00%	0.00%	0.00%	0.00%	0.00%	0.00%	0.00%	100.00%	0.23160%
OMR First Sentier Gbl List Inf S2	0.00%	0.00%	0.00%	0.00%	0.00%	0.00%	0.00%	0.00%	0.00%	66.67%	33.33%	0.20000%
OMR HSBC FTSE 250 Index S2	0.00%	33.33%	0.00%	33.33%	0.00%	33.33%	0.00%	0.00%	0.00%	0.00%	0.00%	0.00949%
OMR QI Global Unconstrained Eq	0.00%	0.00%	0.00%	0.00%	0.00%	0.00%	0.00%	50.00%	0.00%	0.00%	50.00%	Not Available
OMR abrdn UK Real Estate Feeder	0.00%	0.00%	0.00%	0.00%	0.00%	0.00%	0.00%	30.77%	0.00%	0.00%	69.23%	0.00000%
OMR CT UK Equity Inc S2	0.00%	0.00%	0.00%	0.00%	0.00%	0.00%	0.00%	0.00%	0.00%	0.00%	100.00%	Not Available
Deposit (Universal)	3.96%	0.00%	0.00%	0.99%	94.06%	0.99%	0.00%	0.00%	0.00%	0.00%	0.00%	0.00470%
OMR Artemis High Income S2	0.00%	0.00%	0.00%	0.00%	0.00%	0.00%	0.00%	0.00%	0.00%	0.00%	100.00%	0.15000%
OMR abrdn UK Real Estate Feed S2	0.00%	0.00%	0.00%	0.00%	0.00%	0.00%	0.00%	0.00%	0.00%	100.00%	0.00%	0.00000%
OMR AXA Fram Monthly Income	0.00%	0.00%	0.00%	0.00%	0.00%	0.00%	0.00%	0.00%	0.00%	0.00%	100.00%	0.05220%
OMR Artemis High Income	0.00%	0.00%	0.00%	0.00%	0.00%	0.00%	0.00%	0.00%	0.00%	0.00%	100.00%	0.15000%
OMR Rathbone Global Opps S2	0.00%	0.00%	0.00%	0.00%	0.00%	0.00%	0.00%	0.00%	0.00%	0.00%	100.00%	Not Available
OMR abrdn European Smaller Cos	0.00%	0.00%	0.00%	0.00%	0.00%	0.00%	0.00%	0.00%	0.00%	0.00%	100.00%	0.00110%
OMR Jupiter North American Eq	0.00%	0.00%	0.00%	0.00%	0.00%	0.00%	0.00%	0.00%	0.00%	0.00%	100.00%	0.12620%
OMR AXA Fram American Growth S2	0.00%	0.00%	0.00%	0.00%	0.00%	0.00%	0.00%	0.00%	0.00%	0.00%	100.00%	0.28560%
OMR Schroder Asian Alpha Plus	0.00%	0.00%	0.00%	0.00%	0.00%	0.00%	0.00%	0.00%	0.00%	0.00%	100.00%	0.14196%
OMR M&G Feed of Prop Port S2	0.00%	0.00%	0.00%	0.00%	0.00%	0.00%	0.00%	0.00%	0.00%	0.00%	100.00%	0.01440%
OMR Invesco UK Sm Cos Eq (UK)	0.00%	0.00%	0.00%	0.00%	0.00%	0.00%	0.00%	0.00%	0.00%	0.00%	100.00%	0.13000%
OMR Allianz Emerging Mkts Eq S2	0.00%	0.00%	0.00%	0.00%	0.00%	0.00%	0.00%	0.00%	0.00%	0.00%	100.00%	0.19708%
Managed 5	0.00%	0.00%	0.00%	0.00%	20.00%	60.00%	0.00%	20.00%	0.00%	0.00%	0.00%	0.05866%



ReAssure

OMR Rathbone Global Opps	0.00%	0.00%	0.00%	0.00%	0.00%	0.00%	0.00%	0.00%	0.00%	0.00%	100.00%	Not Available
OMR Jan Hend Em Mkt Opps	0.00%	0.00%	0.00%	0.00%	0.00%	0.00%	0.00%	0.00%	0.00%	0.00%	100.00%	0.37040%
OMR Artemis SmartGARP Eupn Eq S2	0.00%	0.00%	0.00%	0.00%	0.00%	0.00%	0.00%	0.00%	0.00%	0.00%	100.00%	0.38000%
OMR Barings Euro Select Trust S2	0.00%	0.00%	0.00%	0.00%	0.00%	0.00%	0.00%	0.00%	0.00%	0.00%	100.00%	Not Available
OMR L&G All Stk I-L Glt IdxTst S2	0.00%	25.90%	25.90%	0.00%	48.20%	0.00%	0.00%	0.00%	0.00%	0.00%	0.00%	0.01029%
OMR AXA Framlington Global Sust Mgd	0.00%	0.00%	0.00%	0.00%	0.00%	0.00%	0.00%	0.00%	0.00%	0.00%	100.00%	0.14830%
OMR M&G Corporate Bond S2	0.00%	0.00%	0.00%	0.00%	100.00%	0.00%	0.00%	0.00%	0.00%	0.00%	0.00%	0.14440%
Money Market	0.00%	0.00%	0.00%	0.00%	0.00%	100.00%	0.00%	0.00%	0.00%	0.00%	0.00%	0.00470%
OMR Liontrust UK Smaller Cos S2	0.00%	0.00%	0.00%	0.00%	0.00%	0.00%	0.00%	0.00%	0.00%	0.00%	100.00%	0.29474%
OMR Barings Euro Select Trust	0.00%	0.00%	0.00%	0.00%	0.00%	0.00%	0.00%	0.00%	0.00%	0.00%	100.00%	Not Available
LifeStyle Gilt	0.00%	0.00%	0.00%	0.00%	0.00%	0.00%	0.00%	0.00%	100.00%	0.00%	0.00%	0.00000%
OMR QI UK Eq LCp VI BNY Mellon S2	0.00%	0.00%	0.00%	0.00%	0.00%	0.00%	0.00%	0.00%	100.00%	0.00%	0.00%	Not Available
OMR Jan Hend UK Alpha	0.00%	0.00%	0.00%	0.00%	0.00%	0.00%	0.00%	0.00%	0.00%	0.00%	100.00%	Not Available
OMR QI Gbl Eq Value BNY Mellon	0.00%	0.00%	0.00%	0.00%	0.00%	0.00%	0.00%	0.00%	0.00%	0.00%	100.00%	Not Available
Schroder UK Smaller Companies Fund	3.23%	0.00%	0.00%	0.00%	0.00%	0.00%	0.00%	12.90%	0.00%	12.90%	70.97%	0.00000%
OMR M&G Recovery S2	0.00%	0.00%	0.00%	0.00%	0.00%	0.00%	100.00%	0.00%	0.00%	0.00%	0.00%	0.00000%
OMR QI Cirilium Balanced Port	0.00%	0.00%	0.00%	0.00%	0.00%	0.00%	0.00%	0.00%	0.00%	0.00%	100.00%	Not Available
OMR Liontrust UK Smaller Cos	0.00%	0.00%	0.00%	0.00%	0.00%	0.00%	0.00%	0.00%	0.00%	0.00%	100.00%	0.29474%
Managed (P95)	31.37%	13.73%	1.96%	5.88%	5.88%	13.73%	7.84%	19.61%	0.00%	0.00%	0.00%	0.09865%
Stockmarket Managed	0.00%	0.00%	0.00%	54.17%	25.00%	16.67%	4.17%	0.00%	0.00%	0.00%	0.00%	0.04441%
OMR Jan Hend Global Sust Eqty S2	0.00%	0.00%	0.00%	0.00%	0.00%	0.00%	0.00%	0.00%	0.00%	0.00%	100.00%	Not Available
OMR JPM US Equity Income S2	0.00%	0.00%	0.00%	0.00%	0.00%	0.00%	0.00%	0.00%	0.00%	0.00%	100.00%	0.11780%
Henderson European Growth Fund	0.00%	0.00%	0.00%	0.00%	0.00%	0.00%	0.00%	7.69%	0.00%	34.62%	57.69%	Not Available
OMR BlackRock UK Abs Alpha S2	0.00%	0.00%	0.00%	0.00%	0.00%	0.00%	0.00%	0.00%	0.00%	0.00%	100.00%	-0.09204%
OMR QI Gbl Eq Value BNY Mellon S2	0.00%	0.00%	0.00%	0.00%	0.00%	0.00%	0.00%	0.00%	0.00%	0.00%	100.00%	Not Available
L&G Japanese Equity Index Fund	10.00%	30.00%	30.00%	23.33%	3.33%	3.33%	0.00%	0.00%	0.00%	0.00%	0.00%	-0.00304%
OMR CT Latin America	0.00%	0.00%	0.00%	0.00%	0.00%	0.00%	0.00%	0.00%	0.00%	0.00%	100.00%	Not Available
OMR M&G Recovery	0.00%	0.00%	0.00%	0.00%	0.00%	0.00%	0.00%	12.50%	0.00%	0.00%	87.50%	0.00000%
OMR CT Latin America S2	0.00%	0.00%	0.00%	0.00%	0.00%	0.00%	0.00%	0.00%	51.61%	0.00%	48.39%	Not Available
OMR Fidelity Open World	0.00%	0.00%	0.00%	0.00%	0.00%	0.00%	0.00%	0.00%	0.00%	0.00%	100.00%	0.00000%
North American Equity Tracker	0.00%	66.67%	22.22%	0.00%	11.11%	0.00%	0.00%	0.00%	0.00%	0.00%	0.00%	0.08100%
OMR Artemis SmartGARP Eupn Eq	0.00%	0.00%	0.00%	0.00%	0.00%	0.00%	0.00%	0.00%	0.00%	0.00%	100.00%	0.38000%
OMR QI Japanese Eq Schr	0.00%	0.00%	0.00%	0.00%	0.00%	0.00%	0.00%	11.11%	0.00%	0.00%	88.89%	Not Available
OMR Invesco UK Eq Income (UK) S2	0.00%	0.00%	0.00%	0.00%	0.00%	0.00%	0.00%	0.00%	0.00%	0.00%	100.00%	0.00000%



ReAssure

OMR Schroder Gbl Cit Real Est	0.00%	0.00%	0.00%	0.00%	0.00%	0.00%	0.00%	50.00%	0.00%	0.00%	50.00%	0.18538%
Aberdeen Life UK Equity Fund	7.14%	0.00%	21.43%	7.14%	50.00%	0.00%	0.00%	14.29%	0.00%	0.00%	0.00%	0.26570%
Henderson Sterling Bond Fund	0.00%	0.00%	0.00%	0.00%	0.00%	0.00%	0.00%	3.70%	44.44%	37.04%	14.81%	0.11970%
Far Eastern 6	0.00%	0.00%	0.00%	33.33%	55.56%	0.00%	11.11%	0.00%	0.00%	0.00%	0.00%	0.01954%
OMR Jupiter UK Alpha	0.00%	0.00%	0.00%	0.00%	0.00%	0.00%	0.00%	0.00%	0.00%	0.00%	100.00%	0.03923%
OMR Prof Fidelity Inst Lng Bd	0.00%	0.00%	0.00%	0.00%	0.00%	100.00%	0.00%	0.00%	0.00%	0.00%	0.00%	0.00000%
OMR Jupiter Global Equity	0.00%	0.00%	0.00%	0.00%	0.00%	0.00%	0.00%	0.00%	0.00%	0.00%	100.00%	0.26718%
OMR Liontrust UK Growth	0.00%	0.00%	0.00%	0.00%	0.00%	0.00%	0.00%	0.00%	0.00%	0.00%	100.00%	0.10609%
Japanese Equity Index Tracker	0.00%	0.00%	0.00%	1.79%	10.71%	8.93%	16.07%	62.50%	0.00%	0.00%	0.00%	0.07710%
OMR Liontrust UK Growth S2	0.00%	0.00%	0.00%	0.00%	0.00%	0.00%	0.00%	0.00%	0.00%	0.00%	100.00%	0.10609%
OMR M&G Managed Growth	0.00%	0.00%	0.00%	0.00%	0.00%	0.00%	0.00%	0.00%	0.00%	0.00%	100.00%	0.21130%
OMR Premier Miton Def Mt Ast	0.00%	0.00%	0.00%	0.00%	0.00%	0.00%	0.00%	0.00%	0.00%	0.00%	100.00%	0.30000%
OMR QI Inv Grd Cp Bd Inv	0.00%	0.00%	0.00%	0.00%	0.00%	0.00%	0.00%	20.00%	0.00%	0.00%	80.00%	Not Available
OMR BlackRock Emerging Markets S2	0.00%	0.00%	0.00%	0.00%	0.00%	0.00%	0.00%	0.00%	0.00%	0.00%	100.00%	0.61383%
OMR HSBC American Index	0.00%	0.00%	0.00%	0.00%	0.00%	0.00%	100.00%	0.00%	0.00%	0.00%	0.00%	-0.03390%
OMR Jupiter UK Alpha (A)	0.00%	0.00%	0.00%	0.00%	0.00%	0.00%	0.00%	0.00%	0.00%	0.00%	100.00%	0.03923%
OMR JPM Global High Yield Bond S2	0.00%	0.00%	0.00%	0.00%	0.00%	0.00%	0.00%	20.00%	40.00%	0.00%	40.00%	0.09460%
OMR LifeStyle Deposit	0.00%	0.00%	0.00%	0.00%	0.00%	0.00%	0.00%	0.00%	100.00%	0.00%	0.00%	0.01161%
OMR Schroder UK Smaller Cos S2	0.00%	0.00%	0.00%	0.00%	0.00%	0.00%	0.00%	0.00%	0.00%	0.00%	100.00%	0.00000%
OMR IFSL Marlborough UK Mt-Cap Gwth S2	0.00%	0.00%	0.00%	0.00%	0.00%	0.00%	0.00%	0.00%	0.00%	0.00%	100.00%	Not Available
Pensions Defensive	0.00%	0.00%	0.00%	0.00%	0.00%	0.00%	0.00%	100.00%	0.00%	0.00%	0.00%	0.02964%
Distribution Fund 6	0.00%	0.00%	0.00%	9.09%	63.64%	27.27%	0.00%	0.00%	0.00%	0.00%	0.00%	0.09428%
OMR HSBC Pacific Index S2	0.00%	0.00%	100.00%	0.00%	0.00%	0.00%	0.00%	0.00%	0.00%	0.00%	0.00%	-0.06005%
OMR M&G Strategic Corp Bd S2	0.00%	0.00%	0.00%	0.00%	0.00%	0.00%	0.00%	0.00%	100.00%	0.00%	0.00%	0.17970%
OMR FTF Martin Currie Japan Equity	0.00%	0.00%	0.00%	0.00%	0.00%	0.00%	0.00%	0.00%	0.00%	0.00%	100.00%	Not Available
Stakeholder Pension Money Market	1.49%	0.00%	1.49%	0.00%	0.00%	4.48%	1.49%	91.04%	0.00%	0.00%	0.00%	0.00470%
OMR Jan Hend Fx Int Mth Inc S2	0.00%	0.00%	0.00%	0.00%	0.00%	0.00%	0.00%	25.00%	0.00%	50.00%	25.00%	Not Available
OMR Janus Hend Gbl Eq B	0.00%	0.00%	0.00%	0.00%	0.00%	0.00%	0.00%	0.00%	0.00%	0.00%	100.00%	Not Available
OMR QI Cirilium Bal Bld Pfl S2	0.00%	0.00%	0.00%	0.00%	0.00%	0.00%	100.00%	0.00%	0.00%	0.00%	0.00%	Not Available
OMR QI UK Eq Gwth BNY Mellon	0.00%	0.00%	0.00%	0.00%	0.00%	0.00%	0.00%	0.00%	0.00%	0.00%	100.00%	Not Available
OMR Schroder Global Em Markets S2	0.00%	0.00%	0.00%	0.00%	0.00%	0.00%	0.00%	0.00%	0.00%	0.00%	100.00%	0.21713%
OMR FTF Martin Currie UK Eqty Income S2	0.00%	0.00%	0.00%	0.00%	100.00%	0.00%	0.00%	0.00%	0.00%	0.00%	0.00%	Not Available
OMR Fidelity Japan	0.00%	0.00%	0.00%	0.00%	0.00%	0.00%	0.00%	0.00%	0.00%	0.00%	100.00%	0.00000%
OMR AXA Framlington Emerg Mkts S2	0.00%	0.00%	0.00%	0.00%	0.00%	0.00%	0.00%	0.00%	0.00%	100.00%	0.00%	0.98430%



ReAssure

OMR Jupiter European Spec Sits S2	0.00%	0.00%	0.00%	0.00%	0.00%	0.00%	0.00%	0.00%	0.00%	0.00%	100.00%	0.02122%
OMR BNY Mellon Intl Bond S2	0.00%	0.00%	0.00%	0.00%	0.00%	0.00%	0.00%	0.00%	0.00%	100.00%	0.00%	0.21702%
OMR Janus Henderson UK Sm Cos	0.00%	0.00%	0.00%	0.00%	0.00%	0.00%	0.00%	0.00%	0.00%	0.00%	100.00%	Not Available
OMR Invesco Japan (UK) S2	0.00%	0.00%	0.00%	0.00%	0.00%	0.00%	0.00%	0.00%	50.00%	50.00%	0.00%	0.03000%
OMR Jupiter Merlin Growth Port	0.00%	0.00%	0.00%	0.00%	0.00%	0.00%	0.00%	0.00%	0.00%	0.00%	100.00%	0.17524%
OMR Sarasin Food + Agri Opps S2	0.00%	0.00%	0.00%	0.00%	0.00%	0.00%	0.00%	0.00%	0.00%	0.00%	100.00%	Not Available
OMR Allianz Strategic Bond S2	0.00%	0.00%	0.00%	0.00%	0.00%	0.00%	0.00%	0.00%	100.00%	0.00%	0.00%	0.04951%
OMR Jan Hend Strategic Bond S2	0.00%	0.00%	0.00%	0.00%	0.00%	0.00%	0.00%	100.00%	0.00%	0.00%	0.00%	0.23440%
Global Equity IT (Fixed Weights)	0.00%	0.00%	0.00%	7.14%	7.14%	0.00%	14.29%	71.43%	0.00%	0.00%	0.00%	0.02771%
OMR Jan Hend Gbl Eq Income	0.00%	0.00%	0.00%	0.00%	0.00%	0.00%	0.00%	0.00%	0.00%	0.00%	100.00%	Not Available
OMR Barings Korea	0.00%	0.00%	0.00%	0.00%	0.00%	0.00%	0.00%	0.00%	0.00%	0.00%	100.00%	Not Available
OMR JPM Emerg Mkts Inv Trust	0.00%	0.00%	0.00%	0.00%	0.00%	0.00%	0.00%	0.00%	0.00%	0.00%	100.00%	Not Available
OMR AXA Fram UK Smaller Cos S2	0.00%	0.00%	0.00%	0.00%	0.00%	0.00%	0.00%	0.00%	0.00%	100.00%	0.00%	0.43280%
OMR Allianz UK Equity Income S2	0.00%	0.00%	0.00%	0.00%	0.00%	0.00%	0.00%	0.00%	100.00%	0.00%	0.00%	0.07842%
OMR Invesco US Equity (UK)	0.00%	0.00%	0.00%	0.00%	0.00%	0.00%	0.00%	0.00%	0.00%	0.00%	100.00%	0.51000%
OMR M&G Feed of Prop Port	0.00%	0.00%	0.00%	0.00%	0.00%	0.00%	0.00%	0.00%	0.00%	0.00%	100.00%	0.01440%
OMR AXA Framlington Emerg Mkts	0.00%	0.00%	0.00%	0.00%	0.00%	0.00%	0.00%	0.00%	0.00%	0.00%	100.00%	0.98430%
OMR Jupiter Merlin Widwde Port	0.00%	0.00%	0.00%	0.00%	0.00%	0.00%	0.00%	0.00%	0.00%	0.00%	100.00%	0.16850%
OMR AXA Framlington Japan	0.00%	0.00%	0.00%	0.00%	0.00%	0.00%	0.00%	0.00%	0.00%	0.00%	100.00%	0.13940%
Deposit	2.27%	0.00%	2.27%	9.09%	61.36%	4.55%	9.09%	11.36%	0.00%	0.00%	0.00%	0.00470%
OMR M&G Strategic Corp Bd	0.00%	0.00%	0.00%	0.00%	0.00%	0.00%	0.00%	0.00%	0.00%	75.00%	25.00%	0.17970%
Global Equity Index Tracker	0.00%	0.00%	0.00%	0.00%	100.00%	0.00%	0.00%	0.00%	0.00%	0.00%	0.00%	0.04951%
North American 6	0.00%	0.00%	0.00%	42.86%	42.86%	0.00%	14.29%	0.00%	0.00%	0.00%	0.00%	0.09338%
OMR Jan Hend Em Mkt Opps S2	0.00%	0.00%	0.00%	0.00%	0.00%	0.00%	0.00%	0.00%	0.00%	0.00%	100.00%	0.37040%
OMR Fidelity Japan Sm Cos	0.00%	0.00%	0.00%	0.00%	0.00%	0.00%	0.00%	0.00%	0.00%	0.00%	100.00%	0.00000%
Aberdeen Life Multi-Asset Fund	0.00%	6.67%	6.67%	13.33%	60.00%	13.33%	0.00%	0.00%	0.00%	0.00%	0.00%	0.19040%
OMR Fidelity Japan S2	0.00%	0.00%	0.00%	0.00%	0.00%	0.00%	0.00%	0.00%	0.00%	0.00%	100.00%	0.00000%
OMR Schroder Euro Smaller Cos	0.00%	0.00%	0.00%	0.00%	0.00%	0.00%	0.00%	0.00%	0.00%	0.00%	100.00%	0.20941%
OMR QI AsPc xJap Eq Fidelity	0.00%	0.00%	0.00%	0.00%	0.00%	0.00%	0.00%	0.00%	0.00%	0.00%	100.00%	Not Available
OMR Jupiter UK Special Sits	0.00%	0.00%	0.00%	0.00%	0.00%	0.00%	0.00%	0.00%	0.00%	0.00%	100.00%	0.10696%
International 6	0.00%	12.50%	0.00%	12.50%	50.00%	0.00%	12.50%	12.50%	0.00%	0.00%	0.00%	0.07406%
Balanced LStyle	0.00%	33.33%	0.00%	66.67%	0.00%	0.00%	0.00%	0.00%	0.00%	0.00%	0.00%	0.09865%
OMR Invesco Global Equity (UK) S2	0.00%	0.00%	0.00%	0.00%	0.00%	0.00%	0.00%	0.00%	0.00%	0.00%	100.00%	0.32000%
Protected Retirement Fund 2040 Plan 1	0.00%	0.00%	0.00%	0.00%	0.00%	0.00%	0.00%	100.00%	0.00%	0.00%	0.00%	0.02924%



ReAssure

OMR QI US EqSm/MidCp Schroder	0.00%	0.00%	0.00%	0.00%	0.00%	0.00%	0.00%	0.00%	0.00%	0.00%	100.00%	Not Available
OMR JPM Japan S2	0.00%	0.00%	0.00%	0.00%	0.00%	0.00%	0.00%	0.00%	100.00%	0.00%	0.00%	0.26790%
OMR Man GLG Cont European Gwth S2	0.00%	0.00%	0.00%	0.00%	0.00%	0.00%	0.00%	0.00%	0.00%	0.00%	100.00%	0.07000%
BNY Mellon UK Equity Fund	14.29%	0.00%	33.33%	14.29%	33.33%	0.00%	0.00%	4.76%	0.00%	0.00%	0.00%	0.16713%
OMR FSSA Greater China Growth	0.00%	0.00%	0.00%	0.00%	0.00%	0.00%	0.00%	0.00%	0.00%	0.00%	100.00%	0.04800%
OMR Jupiter UK Equity Income S2	0.00%	0.00%	0.00%	0.00%	0.00%	0.00%	0.00%	0.00%	0.00%	0.00%	100.00%	0.27642%
OMR BNY Mellon Asian Income	0.00%	0.00%	0.00%	0.00%	0.00%	0.00%	0.00%	0.00%	0.00%	0.00%	100.00%	0.08181%
OMR Invesco Global Bond (UK) S2	0.00%	0.00%	0.00%	0.00%	0.00%	0.00%	0.00%	0.00%	34.78%	0.00%	65.22%	0.19000%
Guardian PM-B Equity	0.00%	0.00%	0.00%	0.00%	0.00%	16.67%	16.67%	66.67%	0.00%	0.00%	0.00%	0.04974%
OMR QI Em Mkts Eq Growth JPM	0.00%	0.00%	0.00%	0.00%	0.00%	0.00%	0.00%	0.00%	0.00%	0.00%	100.00%	Not Available
OMR Blackrock Balanced Growth S2	0.00%	0.00%	0.00%	0.00%	0.00%	0.00%	0.00%	0.00%	0.00%	0.00%	100.00%	0.31209%
Protected Retirement Fund 2020 Plan 1	0.00%	0.00%	0.00%	0.00%	0.00%	0.00%	2.70%	97.30%	0.00%	0.00%	0.00%	0.00470%
OMR abrdn Asia Pacific Equity Fund S2	0.00%	0.00%	0.00%	0.00%	0.00%	0.00%	0.00%	34.78%	0.00%	26.09%	39.13%	0.15320%
UK Smaller Companies	0.00%	0.00%	0.00%	0.00%	3.23%	0.00%	3.23%	6.45%	87.10%	0.00%	0.00%	0.51049%
OMR FTF Martin Currie US Unc S2	0.00%	0.00%	0.00%	0.00%	0.00%	0.00%	0.00%	0.00%	50.00%	50.00%	0.00%	Not Available
OMR Fidelity Global Property	0.00%	0.00%	0.00%	0.00%	0.00%	0.00%	0.00%	0.00%	0.00%	0.00%	100.00%	0.00000%
Schroder Tokyo Fund	5.88%	0.00%	0.00%	0.00%	0.00%	0.00%	0.00%	17.65%	0.00%	47.06%	29.41%	0.07889%
North American Equity Index Tracker	0.00%	0.00%	0.00%	0.00%	93.33%	6.67%	0.00%	0.00%	0.00%	0.00%	0.00%	0.08100%
OMR abrdn American Equity S2	0.00%	0.00%	0.00%	0.00%	0.00%	0.00%	0.00%	0.00%	100.00%	0.00%	0.00%	0.34420%
UK Corporate Bond (All Stocks)	0.00%	0.00%	3.85%	3.85%	11.54%	0.00%	3.85%	76.92%	0.00%	0.00%	0.00%	0.08790%
OMR Invesco Pacific (UK) S2	0.00%	0.00%	0.00%	0.00%	0.00%	0.00%	0.00%	0.00%	0.00%	50.00%	50.00%	0.13000%
U.K. Equity Tracker	0.00%	50.00%	31.25%	12.50%	6.25%	0.00%	0.00%	0.00%	0.00%	0.00%	0.00%	0.03941%
OMR Jupiter Gbl Emerging Mkts S2	0.00%	0.00%	0.00%	0.00%	0.00%	0.00%	0.00%	0.00%	100.00%	0.00%	0.00%	0.02920%
OMR Jupiter UK Growth S2	0.00%	0.00%	0.00%	0.00%	0.00%	0.00%	0.00%	0.00%	0.00%	0.00%	100.00%	0.17715%
OMR Fidelity MA Opn Strat S2	0.00%	0.00%	0.00%	0.00%	0.00%	0.00%	0.00%	0.00%	0.00%	0.00%	100.00%	0.00000%
Pensions Money Market	1.14%	0.00%	0.00%	0.00%	1.14%	0.00%	2.27%	95.45%	0.00%	0.00%	0.00%	0.00470%
OMR Schroder Asian Alpha Plus S2	0.00%	0.00%	0.00%	0.00%	0.00%	0.00%	0.00%	0.00%	0.00%	0.00%	100.00%	0.14196%
OMR JPM Global High Yield Bond	0.00%	0.00%	0.00%	0.00%	0.00%	0.00%	0.00%	33.33%	0.00%	0.00%	66.67%	0.09460%
OMR Barings European Growth	0.00%	0.00%	0.00%	0.00%	0.00%	0.00%	0.00%	0.00%	0.00%	0.00%	100.00%	Not Available
OMR Invesco US Equity (UK) S2	0.00%	0.00%	0.00%	0.00%	0.00%	0.00%	0.00%	0.00%	0.00%	100.00%	0.00%	0.51000%
OMR Aegon Ethical Equity S2	0.00%	0.00%	0.00%	0.00%	0.00%	0.00%	0.00%	0.00%	0.00%	0.00%	100.00%	0.16550%
OMR M&G Corporate Bond	0.00%	0.00%	0.00%	0.00%	0.00%	0.00%	0.00%	0.00%	0.00%	0.00%	100.00%	0.14440%
Retail Amanah CCF	0.00%	0.00%	0.00%	0.00%	5.88%	0.00%	0.00%	94.12%	0.00%	0.00%	0.00%	0.01659%
UK Tracker	0.00%	0.00%	0.00%	0.00%	93.75%	0.00%	0.00%	6.25%	0.00%	0.00%	0.00%	0.04830%



ReAssure

European Equity Tracker	0.00%	100.00%	0.00%	0.00%	0.00%	0.00%	0.00%	0.00%	0.00%	0.00%	0.00%	-0.04420%
OMR Fidelity Global Property S2	0.00%	0.00%	0.00%	0.00%	0.00%	0.00%	0.00%	0.00%	0.00%	50.00%	50.00%	0.00000%
OMR QI Creation Adv Port S2	0.00%	0.00%	0.00%	0.00%	0.00%	0.00%	0.00%	0.00%	0.00%	0.00%	100.00%	Not Available
OMR BNY Mellon Asian Income S2	0.00%	0.00%	0.00%	0.00%	0.00%	0.00%	0.00%	0.00%	0.00%	0.00%	100.00%	0.08181%
OMR JPM Gbl Unconstrained Eq S2	0.00%	0.00%	0.00%	0.00%	0.00%	0.00%	0.00%	0.00%	0.00%	100.00%	0.00%	0.24880%
OMR BlackRock US Opportunities S2	0.00%	0.00%	0.00%	0.00%	0.00%	0.00%	0.00%	0.00%	0.00%	100.00%	0.00%	0.48228%
OMR Jupiter Global Strategic Bd S2	0.00%	0.00%	0.00%	0.00%	0.00%	0.00%	0.00%	0.00%	80.00%	0.00%	20.00%	0.47805%
OMR HSBC Japan Idx Fund S2	0.00%	0.00%	0.00%	0.00%	0.00%	100.00%	0.00%	0.00%	0.00%	0.00%	0.00%	-0.00833%
OMR Jan Hend Strategic Bond	0.00%	0.00%	0.00%	0.00%	0.00%	0.00%	0.00%	0.00%	0.00%	0.00%	100.00%	0.23440%
OMR Jupiter Investment Grade Bond	0.00%	0.00%	0.00%	0.00%	0.00%	0.00%	0.00%	0.00%	0.00%	0.00%	100.00%	0.30553%
OMR Jan Hend UK Alpha S2	0.00%	0.00%	0.00%	0.00%	0.00%	0.00%	0.00%	0.00%	0.00%	0.00%	100.00%	Not Available
OMR CT Responsible UK Equity S2	0.00%	0.00%	0.00%	0.00%	0.00%	0.00%	0.00%	0.00%	0.00%	0.00%	100.00%	Not Available
Man GLG Stockmarket Managed Fund	0.00%	0.00%	0.00%	33.33%	53.33%	6.67%	0.00%	0.00%	6.67%	0.00%	0.00%	Not Available
OMR QI Equity 1 S2	0.00%	0.00%	0.00%	0.00%	0.00%	0.00%	0.00%	0.00%	0.00%	0.00%	100.00%	Not Available
OMR JPM Europe Dynamic (ex-UK) S2	0.00%	0.00%	0.00%	0.00%	0.00%	0.00%	0.00%	0.00%	0.00%	0.00%	100.00%	0.94320%
Global Equity	0.00%	0.00%	0.00%	0.00%	0.00%	100.00%	0.00%	0.00%	0.00%	0.00%	0.00%	0.07851%
Investec Global Environment Fund	0.00%	0.00%	0.00%	0.00%	0.00%	0.00%	0.00%	20.00%	36.67%	33.33%	10.00%	0.50000%
OMR Premier Responsible S2	0.00%	0.00%	0.00%	0.00%	0.00%	0.00%	0.00%	0.00%	0.00%	0.00%	100.00%	0.29000%
Fixed Interest Pen Standard	0.00%	0.00%	0.00%	0.00%	100.00%	0.00%	0.00%	0.00%	0.00%	0.00%	0.00%	0.00386%
OMR Liontrust China S2	0.00%	0.00%	0.00%	0.00%	0.00%	0.00%	0.00%	0.00%	0.00%	0.00%	100.00%	-0.00480%
OMR QI Ster Corp Bd Fidelity	0.00%	0.00%	0.00%	0.00%	0.00%	0.00%	0.00%	0.00%	0.00%	0.00%	100.00%	Not Available
OMR JPM US Equity Income	0.00%	0.00%	0.00%	0.00%	0.00%	0.00%	0.00%	0.00%	0.00%	0.00%	100.00%	0.11780%
OMR Fidelity Moneybuilder Bal	0.00%	0.00%	0.00%	0.00%	0.00%	0.00%	0.00%	0.00%	0.00%	0.00%	100.00%	0.00000%
OMR Liontrust Global Innovation	0.00%	0.00%	0.00%	0.00%	0.00%	0.00%	0.00%	0.00%	0.00%	0.00%	100.00%	-0.11212%
OMR Jupiter Merlin Wldwde Port S2	0.00%	0.00%	0.00%	0.00%	0.00%	0.00%	0.00%	0.00%	0.00%	0.00%	100.00%	0.16850%
OMR BlackRock Cont Euro Growth	0.00%	0.00%	0.00%	0.00%	0.00%	0.00%	0.00%	0.00%	0.00%	0.00%	100.00%	0.07747%
OMR Liontrust Income S2	0.00%	0.00%	0.00%	0.00%	0.00%	0.00%	0.00%	0.00%	0.00%	50.00%	50.00%	0.06991%
BNY Mellon International Bond Fund	0.00%	0.00%	0.00%	0.00%	0.00%	37.50%	31.25%	18.75%	12.50%	0.00%	0.00%	Not Available
European (Ex UK) Equity	5.00%	0.00%	0.00%	0.00%	15.00%	0.00%	0.00%	80.00%	0.00%	0.00%	0.00%	-0.04420%
Property	0.00%	0.00%	0.00%	0.00%	0.00%	0.00%	100.00%	0.00%	0.00%	0.00%	0.00%	Not Available
Henderson UK Alpha Fund	0.00%	0.00%	0.00%	0.00%	0.00%	0.00%	0.00%	0.00%	0.00%	0.00%	100.00%	0.09120%
UK Fixed Interest-Over 15 Years	5.88%	0.00%	0.00%	0.00%	0.00%	0.00%	0.00%	94.12%	0.00%	0.00%	0.00%	0.00000%
Fidelity Wealthbuilder	0.00%	0.00%	0.00%	0.00%	0.00%	0.00%	0.00%	0.00%	0.00%	0.00%	100.00%	0.00000%
OMR Sterling Fixed Interest	0.00%	0.00%	0.00%	50.00%	0.00%	0.00%	0.00%	0.00%	50.00%	0.00%	0.00%	Not Available



ReAssure

JP Morgan Emerging Markets	0.00%	0.00%	0.00%	0.00%	0.00%	0.00%	0.00%	8.33%	8.33%	0.00%	83.33%	0.37450%
OMR M&G North American Div	0.00%	0.00%	0.00%	0.00%	0.00%	0.00%	0.00%	0.00%	0.00%	0.00%	100.00%	0.12130%
OMR M&G Index-Linked Bond S2	0.00%	0.00%	0.00%	0.00%	0.00%	0.00%	100.00%	0.00%	0.00%	0.00%	0.00%	0.31440%
OMR Invesco Gbl Em Mkts (UK)	0.00%	0.00%	0.00%	0.00%	0.00%	0.00%	0.00%	0.00%	0.00%	0.00%	100.00%	0.30000%
Baillie Gifford European Equity	0.00%	0.00%	0.00%	0.00%	100.00%	0.00%	0.00%	0.00%	0.00%	0.00%	0.00%	0.19959%
OMR JPM US Select S2	0.00%	0.00%	0.00%	0.00%	0.00%	0.00%	0.00%	33.33%	0.00%	33.33%	33.33%	0.29950%
OMR M&G Gilt & Fixed Int Inc	0.00%	0.00%	0.00%	0.00%	0.00%	0.00%	0.00%	0.00%	100.00%	0.00%	0.00%	-0.11900%
OMR QI Eur exUK Eq Gth Thread	0.00%	0.00%	0.00%	0.00%	0.00%	0.00%	0.00%	0.00%	0.00%	0.00%	100.00%	Not Available
North American Equity	0.00%	70.00%	20.00%	10.00%	0.00%	0.00%	0.00%	0.00%	0.00%	0.00%	0.00%	0.08100%
OMR M&G Sht Dated Corp Bd	0.00%	0.00%	0.00%	0.00%	0.00%	0.00%	0.00%	0.00%	100.00%	0.00%	0.00%	0.00000%
OMR Ninety One Global Strat Eq S2	0.00%	0.00%	0.00%	0.00%	0.00%	0.00%	0.00%	0.00%	0.00%	0.00%	100.00%	0.38000%
OMR BRock Contl Eupn Income S2	0.00%	0.00%	0.00%	0.00%	0.00%	0.00%	0.00%	0.00%	0.00%	0.00%	100.00%	0.22480%
OMR First Sentier Gbl Prop Sec S2	0.00%	0.00%	0.00%	0.00%	0.00%	0.00%	0.00%	0.00%	0.00%	100.00%	0.00%	0.12300%
Protected Retirement Fund 2025 Plan 1	0.00%	0.00%	0.00%	0.00%	2.94%	5.88%	11.76%	79.41%	0.00%	0.00%	0.00%	0.00470%
OMR Mn GLG Jp CrAl Unhdg	0.00%	0.00%	0.00%	0.00%	0.00%	0.00%	0.00%	0.00%	0.00%	0.00%	100.00%	0.28000%
Balanced	0.00%	0.00%	0.00%	0.00%	0.00%	100.00%	0.00%	0.00%	0.00%	0.00%	0.00%	0.09865%
OMR Ninety One UK Special Sits	0.00%	0.00%	0.00%	0.00%	0.00%	0.00%	0.00%	0.00%	0.00%	0.00%	100.00%	0.18000%
OMR Jan Hend Sterling Bond	0.00%	0.00%	0.00%	0.00%	0.00%	0.00%	0.00%	0.00%	0.00%	0.00%	100.00%	0.11970%
OMR iShares Jap Eq Idx UK	0.00%	0.00%	0.00%	0.00%	0.00%	0.00%	100.00%	0.00%	0.00%	0.00%	0.00%	0.02900%
OMR iShares UK Glt All Sk I UK S2	0.00%	100.00%	0.00%	0.00%	0.00%	0.00%	0.00%	0.00%	0.00%	0.00%	0.00%	0.09009%
OMR JPM Europe (ex-UK) Sust Equity S2	0.00%	0.00%	0.00%	0.00%	0.00%	0.00%	0.00%	100.00%	0.00%	0.00%	0.00%	0.24970%
OMR Schroder High Yield Opps S2	0.00%	0.00%	0.00%	0.00%	0.00%	0.00%	0.00%	0.00%	50.00%	50.00%	0.00%	0.17030%
OMR Ninety One UK Smaller Cos S2	0.00%	0.00%	0.00%	0.00%	0.00%	0.00%	0.00%	0.00%	50.00%	0.00%	50.00%	0.06000%
OMR Jan Hend MA Abs Return S2	0.00%	0.00%	0.00%	0.00%	0.00%	0.00%	0.00%	0.00%	0.00%	0.00%	100.00%	Not Available
Index Linked (B)	0.00%	50.00%	30.00%	10.00%	0.00%	0.00%	0.00%	10.00%	0.00%	0.00%	0.00%	0.03470%
OMR L&G Pacific Index Trust	0.00%	0.00%	0.00%	0.00%	0.00%	0.00%	0.00%	100.00%	0.00%	0.00%	0.00%	0.01592%
UK Fixed Interest	0.00%	0.00%	0.00%	4.35%	17.39%	0.00%	13.04%	65.22%	0.00%	0.00%	0.00%	0.00770%
OMR Schroder Sterling Corp Bd S2	0.00%	0.00%	0.00%	0.00%	0.00%	0.00%	0.00%	50.00%	0.00%	50.00%	0.00%	0.15374%
OMR AXA Fram Mgd Income (Grs) S2	0.00%	0.00%	0.00%	0.00%	0.00%	0.00%	0.00%	0.00%	0.00%	0.00%	100.00%	0.25790%
OMR abrdn Asia Pacific Equity Fund	0.00%	0.00%	0.00%	0.00%	0.00%	0.00%	0.00%	0.00%	0.00%	0.00%	100.00%	0.15320%
OMR Invesco Japan (UK)	0.00%	0.00%	0.00%	0.00%	0.00%	0.00%	0.00%	0.00%	0.00%	0.00%	100.00%	0.03000%
JP Morgan UK Specialist Equity	14.29%	0.00%	0.00%	0.00%	14.29%	0.00%	0.00%	71.43%	0.00%	0.00%	0.00%	0.26110%
Henderson Global Equity Income Fund	0.00%	0.00%	0.00%	0.00%	0.00%	0.00%	0.00%	9.09%	0.00%	63.64%	27.27%	Not Available
OMR HC Verbatim Prt 5 Gth S2	0.00%	0.00%	0.00%	0.00%	0.00%	0.00%	0.00%	0.00%	0.00%	100.00%	0.00%	0.00358%



ReAssure

JP Morgan Emerging Markets	0.00%	0.00%	0.00%	0.00%	0.00%	0.00%	0.00%	0.00%	0.00%	0.00%	100.00%	0.37450%
OMR Jupiter Merlin Income Port S2	0.00%	0.00%	0.00%	0.00%	0.00%	0.00%	0.00%	0.00%	0.00%	0.00%	100.00%	0.18776%
UK Aggregate Fixed Interest LStyle	0.00%	0.00%	0.00%	12.50%	87.50%	0.00%	0.00%	0.00%	0.00%	0.00%	0.00%	0.00000%
M&G Corporate Bond	14.29%	0.00%	0.00%	85.71%	0.00%	0.00%	0.00%	0.00%	0.00%	0.00%	0.00%	0.14440%
Multi Select	5.00%	5.00%	0.00%	5.00%	0.00%	5.00%	20.00%	60.00%	0.00%	0.00%	0.00%	0.09865%
OMR Aegon Ethical Equity	0.00%	0.00%	0.00%	0.00%	0.00%	0.00%	0.00%	0.00%	0.00%	0.00%	100.00%	0.16550%
OMR Aegon Sterling Crp Bd S2	0.00%	0.00%	0.00%	0.00%	0.00%	0.00%	0.00%	0.00%	100.00%	0.00%	0.00%	0.05245%
OMR BRock Contl Eupn Income	0.00%	0.00%	0.00%	0.00%	0.00%	0.00%	0.00%	0.00%	0.00%	0.00%	100.00%	0.22480%
OMR EdenTree Resp & Sust Mgd Income	0.00%	0.00%	0.00%	0.00%	0.00%	0.00%	0.00%	0.00%	0.00%	0.00%	100.00%	Not Available
OMR Jupiter North Am Eq (OS) S2	0.00%	0.00%	0.00%	0.00%	0.00%	0.00%	0.00%	100.00%	0.00%	0.00%	0.00%	0.27040%
Global Equity (ex UK) Index Tracker FWv2	0.00%	0.00%	0.00%	0.00%	0.00%	0.00%	0.00%	100.00%	0.00%	0.00%	0.00%	0.02771%
OMR CT Strat Bond	0.00%	0.00%	0.00%	0.00%	0.00%	0.00%	0.00%	0.00%	0.00%	0.00%	100.00%	Not Available
OMR JPM Global Macro Sustainable S2	0.00%	0.00%	0.00%	0.00%	0.00%	0.00%	0.00%	0.00%	0.00%	0.00%	100.00%	0.82250%
OMR Barings Eastern Trust S2	0.00%	0.00%	0.00%	0.00%	0.00%	0.00%	0.00%	0.00%	0.00%	0.00%	100.00%	Not Available
OMR BNY Mellon Intl Bond	0.00%	0.00%	0.00%	0.00%	0.00%	0.00%	0.00%	0.00%	0.00%	0.00%	100.00%	0.21702%
OMR Lazard European Alpha	0.00%	0.00%	0.00%	0.00%	0.00%	0.00%	0.00%	0.00%	0.00%	0.00%	100.00%	0.12847%
UK Corporate Bond (All Stocks)	0.00%	0.00%	0.00%	0.00%	0.00%	100.00%	0.00%	0.00%	0.00%	0.00%	0.00%	0.08790%
OMR ThreadLux Euro Hgh Yld Bd 3G S2	0.00%	0.00%	0.00%	0.00%	0.00%	0.00%	0.00%	0.00%	0.00%	0.00%	100.00%	Not Available
OMR IFSL Marlborough UK Mt-Cap Gwth	0.00%	0.00%	0.00%	0.00%	0.00%	0.00%	0.00%	0.00%	0.00%	0.00%	100.00%	Not Available
Far East Equity	0.00%	0.00%	0.00%	22.22%	44.44%	22.22%	11.11%	0.00%	0.00%	0.00%	0.00%	0.02500%
Baillie Gifford European Equity	12.50%	0.00%	0.00%	37.50%	50.00%	0.00%	0.00%	0.00%	0.00%	0.00%	0.00%	0.19959%
US Equity Index 6	0.00%	0.00%	0.00%	66.67%	16.67%	0.00%	0.00%	16.67%	0.00%	0.00%	0.00%	0.00456%
OMR JPM Global Equity Income S2	0.00%	0.00%	0.00%	0.00%	0.00%	0.00%	0.00%	0.00%	0.00%	0.00%	100.00%	0.51870%
Protected Retirement Fund 2035 Plan 1	0.00%	0.00%	0.00%	0.00%	0.00%	0.00%	0.00%	100.00%	0.00%	0.00%	0.00%	0.02618%
OMR QI Eur exUK Eq Gth Thread S2	0.00%	0.00%	0.00%	0.00%	0.00%	0.00%	0.00%	0.00%	0.00%	0.00%	100.00%	Not Available
OMR Invesco Gbl Eq Income (UK) S2	0.00%	0.00%	0.00%	0.00%	0.00%	0.00%	0.00%	100.00%	0.00%	0.00%	0.00%	0.31000%
OMR JPM Global Macro Sustainable	0.00%	0.00%	0.00%	0.00%	0.00%	0.00%	0.00%	0.00%	0.00%	0.00%	100.00%	0.82250%
OMR BlackRock Emerging Markets	0.00%	0.00%	0.00%	0.00%	0.00%	0.00%	0.00%	0.00%	0.00%	0.00%	100.00%	0.61383%
OMR Artemis Global Income S2	0.00%	0.00%	0.00%	0.00%	0.00%	0.00%	0.00%	0.00%	0.00%	100.00%	0.00%	0.77000%
OMR Schroder Core UK Equity	0.00%	0.00%	0.00%	0.00%	0.00%	0.00%	0.00%	0.00%	0.00%	0.00%	100.00%	0.15819%
OMR JPM Japan	0.00%	0.00%	0.00%	0.00%	0.00%	0.00%	0.00%	0.00%	0.00%	0.00%	100.00%	0.26790%
OMR Jupiter European Spec Sits	0.00%	0.00%	0.00%	0.00%	0.00%	0.00%	0.00%	50.00%	0.00%	0.00%	50.00%	0.02122%
OMR M&G Gbl Macro Bd S2	0.00%	0.00%	0.00%	0.00%	0.00%	0.00%	0.00%	36.36%	0.00%	0.00%	63.64%	0.49390%
OMR BlackRock Corporate Bond S2	0.00%	0.00%	0.00%	0.00%	0.00%	0.00%	0.00%	0.00%	0.00%	46.67%	53.33%	0.20345%



ReAssure

OMR Ninety One UK Spec Sits B	0.00%	0.00%	0.00%	0.00%	0.00%	0.00%	0.00%	0.00%	0.00%	0.00%	100.00%	0.18000%
Special Deposit 5	100.00%	0.00%	0.00%	0.00%	0.00%	0.00%	0.00%	0.00%	0.00%	0.00%	0.00%	0.00000%
OMR EdenTree Resp&Sust Eupn Eq S2	0.00%	0.00%	0.00%	0.00%	0.00%	0.00%	0.00%	0.00%	0.00%	0.00%	100.00%	Not Available
OMR Schroder European Recovery	0.00%	0.00%	0.00%	0.00%	0.00%	0.00%	0.00%	0.00%	0.00%	0.00%	100.00%	0.06466%
OMR Man GLG UK Income S2	0.00%	0.00%	0.00%	0.00%	0.00%	0.00%	0.00%	0.00%	0.00%	0.00%	100.00%	0.46000%
OMR VT Momentum Diversified Inc	0.00%	0.00%	0.00%	0.00%	0.00%	0.00%	0.00%	0.00%	0.00%	0.00%	100.00%	Not Available
Pacific	57.14%	0.00%	0.00%	0.00%	0.00%	0.00%	14.29%	28.57%	0.00%	0.00%	0.00%	0.02500%
OMR Jan Hend MM Managed	0.00%	0.00%	0.00%	0.00%	0.00%	0.00%	0.00%	0.00%	0.00%	0.00%	100.00%	Not Available
BNY Mellon 50/50 Global Equity	100.00%	0.00%	0.00%	0.00%	0.00%	0.00%	0.00%	0.00%	0.00%	0.00%	0.00%	0.00647%
Index-Linked Gilt 6	0.00%	0.00%	0.00%	42.86%	14.29%	0.00%	14.29%	28.57%	0.00%	0.00%	0.00%	-0.43285%
OMR iShares Corp Bd Index (UK)	0.00%	0.00%	0.00%	0.00%	0.00%	0.00%	0.00%	100.00%	0.00%	0.00%	0.00%	0.04393%
OMR Premier UK Growth S2	0.00%	0.00%	0.00%	0.00%	0.00%	0.00%	0.00%	0.00%	0.00%	0.00%	100.00%	0.41000%
OMR Fidelity MoneyBuilder Divi S2	0.00%	0.00%	0.00%	0.00%	0.00%	0.00%	0.00%	100.00%	0.00%	0.00%	0.00%	0.00000%
OMR Jan Hend UK Abs Retn S2	0.00%	0.00%	0.00%	0.00%	0.00%	0.00%	0.00%	0.00%	0.00%	0.00%	100.00%	Not Available
OMR Invesco Eupn Focus (UK) S2	0.00%	0.00%	0.00%	0.00%	0.00%	0.00%	0.00%	0.00%	100.00%	0.00%	0.00%	0.15000%
OMR BNY Mellon Sust UK Opps	0.00%	0.00%	0.00%	0.00%	0.00%	0.00%	0.00%	0.00%	0.00%	0.00%	100.00%	0.18230%
OMR Lazard Emerg Markets Fund	0.00%	0.00%	0.00%	0.00%	0.00%	0.00%	0.00%	0.00%	0.00%	0.00%	100.00%	Not Available
OMR Jupiter Gbl Emerging Mkts	0.00%	0.00%	0.00%	0.00%	0.00%	0.00%	0.00%	0.00%	0.00%	0.00%	100.00%	0.02920%
OMR Jupiter Asia Pacific	0.00%	0.00%	0.00%	0.00%	0.00%	0.00%	0.00%	0.00%	0.00%	0.00%	100.00%	0.50878%
Global Socially Responsible	0.00%	0.00%	0.00%	0.00%	0.00%	0.00%	100.00%	0.00%	0.00%	0.00%	0.00%	Not Available
Managed	0.00%	71.43%	28.57%	0.00%	0.00%	0.00%	0.00%	0.00%	0.00%	0.00%	0.00%	0.09865%
OMR QI Ster Div Bd Fidelity	0.00%	0.00%	0.00%	0.00%	0.00%	0.00%	0.00%	0.00%	0.00%	0.00%	100.00%	Not Available
Deposit (Universal)	0.00%	0.00%	0.00%	33.33%	33.33%	33.33%	0.00%	0.00%	0.00%	0.00%	0.00%	0.00470%
OMR Ninety One Gbl Franchise S2	0.00%	0.00%	0.00%	0.00%	0.00%	0.00%	0.00%	0.00%	0.00%	0.00%	100.00%	0.00000%
Global Equity Index Tracker v2	0.00%	0.00%	0.00%	0.00%	0.00%	0.00%	0.00%	100.00%	0.00%	0.00%	0.00%	0.04951%
OMR abrdn UK Equity	0.00%	0.00%	0.00%	0.00%	0.00%	0.00%	0.00%	0.00%	0.00%	0.00%	100.00%	0.20610%
OMR CT UK Prop Auth Tr Fdr	0.00%	0.00%	0.00%	0.00%	0.00%	0.00%	0.00%	0.00%	0.00%	0.00%	100.00%	Not Available
OMR FTF Martin Currie UK Eqty Income	0.00%	0.00%	0.00%	0.00%	0.00%	0.00%	0.00%	0.00%	0.00%	0.00%	100.00%	Not Available
UK Freestyle	0.00%	0.00%	0.00%	0.00%	14.29%	0.00%	0.00%	85.71%	0.00%	0.00%	0.00%	0.05578%
Artemis Income	0.00%	0.00%	0.00%	0.00%	0.00%	0.00%	0.00%	13.33%	86.67%	0.00%	0.00%	0.12000%
OMR BlackRock Developed Mkts Sust Eq	0.00%	0.00%	0.00%	0.00%	0.00%	0.00%	0.00%	0.00%	0.00%	0.00%	100.00%	0.47477%
Multi Select	28.57%	42.86%	0.00%	0.00%	14.29%	14.29%	0.00%	0.00%	0.00%	0.00%	0.00%	0.09865%
OMR M&G Global Government Bond	0.00%	0.00%	0.00%	0.00%	0.00%	0.00%	0.00%	0.00%	0.00%	0.00%	100.00%	0.12270%
OMR Schroder Global Eq Income S2	0.00%	0.00%	0.00%	0.00%	0.00%	0.00%	0.00%	0.00%	0.00%	0.00%	100.00%	0.12327%



ReAssure

OMR Schroder Euro Alpha Plus	0.00%	0.00%	0.00%	0.00%	0.00%	0.00%	0.00%	0.00%	0.00%	0.00%	100.00%	0.28818%
Safety Net Stockmarket	66.67%	0.00%	0.00%	0.00%	0.00%	33.33%	0.00%	0.00%	0.00%	0.00%	0.00%	0.01094%
Far Eastern	57.14%	0.00%	0.00%	0.00%	0.00%	0.00%	28.57%	14.29%	0.00%	0.00%	0.00%	0.04036%
Consensus 6	0.00%	0.00%	0.00%	25.00%	50.00%	25.00%	0.00%	0.00%	0.00%	0.00%	0.00%	0.01466%
UK Fixed Interest-Over 15 Years LStyle	100.00%	0.00%	0.00%	0.00%	0.00%	0.00%	0.00%	0.00%	0.00%	0.00%	0.00%	0.00000%
OMR Ninety One UK Smaller Cos	0.00%	0.00%	0.00%	0.00%	0.00%	0.00%	0.00%	0.00%	0.00%	0.00%	100.00%	0.06000%
OMR Aegon High Yield Bond S2	0.00%	0.00%	0.00%	0.00%	0.00%	0.00%	0.00%	100.00%	0.00%	0.00%	0.00%	0.24960%
Balanced	0.00%	0.00%	0.00%	0.00%	100.00%	0.00%	0.00%	0.00%	0.00%	0.00%	0.00%	0.09865%
ESI Global Emerging Markets Equity	0.00%	0.00%	0.00%	0.00%	100.00%	0.00%	0.00%	0.00%	0.00%	0.00%	0.00%	0.15245%
OMR EdenTree Res&Sus UK Eq Opp	0.00%	0.00%	0.00%	0.00%	0.00%	0.00%	0.00%	0.00%	0.00%	0.00%	100.00%	Not Available
Managed (F)	4.35%	4.35%	4.35%	4.35%	13.04%	13.04%	13.04%	43.48%	0.00%	0.00%	0.00%	0.09865%
UK Aggregate Fixed Interest	0.00%	0.00%	0.00%	0.00%	0.00%	100.00%	0.00%	0.00%	0.00%	0.00%	0.00%	0.00000%
L&G Cash Fund (GEN 14)	0.00%	0.00%	0.00%	60.00%	20.00%	0.00%	0.00%	20.00%	0.00%	0.00%	0.00%	-0.01563%
Multi Select	9.09%	0.00%	0.00%	18.18%	27.27%	9.09%	18.18%	18.18%	0.00%	0.00%	0.00%	0.09865%
OMR Fidelity UK Select S2	0.00%	0.00%	0.00%	0.00%	0.00%	0.00%	0.00%	0.00%	0.00%	100.00%	0.00%	0.00000%
OMR Premier Optimum Income	0.00%	0.00%	0.00%	0.00%	0.00%	0.00%	0.00%	0.00%	0.00%	0.00%	100.00%	0.06000%
OMR Jan Hend Gbl Eq Income S2	0.00%	0.00%	0.00%	0.00%	0.00%	0.00%	0.00%	0.00%	0.00%	0.00%	100.00%	Not Available
OMR Jan Hend Sterling Bond S2	0.00%	0.00%	0.00%	0.00%	0.00%	0.00%	0.00%	0.00%	100.00%	0.00%	0.00%	0.11970%
European (Ex UK) Equity	0.00%	0.00%	0.00%	0.00%	0.00%	100.00%	0.00%	0.00%	0.00%	0.00%	0.00%	-0.04420%
OMR JPM Emerging Europe Equity II S2	0.00%	0.00%	0.00%	0.00%	0.00%	0.00%	0.00%	0.00%	0.00%	0.00%	100.00%	0.23310%
Royal London UK Equity Income	0.00%	0.00%	0.00%	0.00%	0.00%	0.00%	0.00%	0.00%	42.86%	50.00%	7.14%	0.13000%
OMR Stewart Inv Asia Pacific S2	0.00%	0.00%	0.00%	0.00%	0.00%	0.00%	0.00%	0.00%	0.00%	0.00%	100.00%	Not Available
ESI Global Emerging Markets Equity	0.00%	0.00%	0.00%	0.00%	100.00%	0.00%	0.00%	0.00%	0.00%	0.00%	0.00%	0.15245%
OMR Fidelity Mt-Ast Income S2	0.00%	0.00%	0.00%	0.00%	0.00%	0.00%	0.00%	0.00%	0.00%	0.00%	100.00%	0.00000%
OMR M&G Japan Sm Cos	0.00%	0.00%	0.00%	0.00%	0.00%	0.00%	0.00%	0.00%	0.00%	0.00%	100.00%	0.10240%
CT UK Equity Income	0.00%	0.00%	0.00%	0.00%	0.00%	0.00%	0.00%	0.00%	0.00%	0.00%	100.00%	Not Available
Managed (P)	0.00%	10.53%	10.53%	0.00%	15.79%	0.00%	15.79%	47.37%	0.00%	0.00%	0.00%	0.09865%
Far East Equity Select	0.00%	0.00%	0.00%	0.00%	0.00%	0.00%	60.00%	40.00%	0.00%	0.00%	0.00%	0.02500%
UK Corporate Bond (All Stocks) LStyle	100.00%	0.00%	0.00%	0.00%	0.00%	0.00%	0.00%	0.00%	0.00%	0.00%	0.00%	0.08790%
OMR Barings Eastern Trust	0.00%	0.00%	0.00%	0.00%	0.00%	0.00%	0.00%	0.00%	0.00%	0.00%	100.00%	Not Available
OMR abrdn Global Equity	0.00%	0.00%	0.00%	0.00%	0.00%	0.00%	0.00%	0.00%	0.00%	0.00%	100.00%	0.19630%
UK Smaller Companies 6	0.00%	0.00%	0.00%	42.86%	42.86%	0.00%	14.29%	0.00%	0.00%	0.00%	0.00%	0.01581%
OMR abrdn UK Equity S2	0.00%	0.00%	0.00%	0.00%	0.00%	0.00%	100.00%	0.00%	0.00%	0.00%	0.00%	0.20610%
OMR Jan Hend Fxd Int M Inc AQ S2	0.00%	0.00%	0.00%	0.00%	0.00%	0.00%	0.00%	0.00%	0.00%	0.00%	100.00%	Not Available



ReAssure

OMR HSBC Income	0.00%	0.00%	0.00%	0.00%	0.00%	0.00%	0.00%	0.00%	0.00%	0.00%	100.00%	0.11960%
OMR M&G Global High Yield Bd S2	0.00%	0.00%	0.00%	0.00%	0.00%	0.00%	0.00%	0.00%	0.00%	0.00%	100.00%	0.05060%
OMR JPM Unconstrained Bond S2	0.00%	0.00%	0.00%	0.00%	0.00%	0.00%	0.00%	0.00%	100.00%	0.00%	0.00%	0.13190%
Money Market LStyle	0.00%	0.00%	0.00%	0.00%	0.00%	100.00%	0.00%	0.00%	0.00%	0.00%	0.00%	0.00470%
OMR Aviva Inv UK Prop Feeder	0.00%	0.00%	0.00%	0.00%	0.00%	0.00%	0.00%	60.00%	0.00%	0.00%	40.00%	0.00000%
European Equity Index 6	0.00%	0.00%	0.00%	25.00%	25.00%	25.00%	0.00%	25.00%	0.00%	0.00%	0.00%	0.02024%
OMR JPM UK Dynamic S2	0.00%	0.00%	0.00%	0.00%	0.00%	0.00%	0.00%	0.00%	0.00%	50.00%	50.00%	0.50310%
OMR Aviva Inv UK Prop Feeder S2	0.00%	0.00%	0.00%	0.00%	0.00%	0.00%	0.00%	0.00%	100.00%	0.00%	0.00%	0.00000%
North American Equity Index Tracker	0.00%	0.00%	0.00%	0.00%	100.00%	0.00%	0.00%	0.00%	0.00%	0.00%	0.00%	0.08100%
OMR Jan Hend Gbl Financials S2	0.00%	0.00%	0.00%	0.00%	0.00%	0.00%	0.00%	0.00%	0.00%	0.00%	100.00%	Not Available
North American Equity Select	0.00%	75.00%	25.00%	0.00%	0.00%	0.00%	0.00%	0.00%	0.00%	0.00%	0.00%	0.08100%
Money Market Standard	0.00%	0.00%	0.00%	0.00%	100.00%	0.00%	0.00%	0.00%	0.00%	0.00%	0.00%	0.00470%
OMR SVS Cornelian Mngd Growth S2	0.00%	0.00%	0.00%	0.00%	0.00%	0.00%	0.00%	0.00%	0.00%	0.00%	100.00%	Not Available
BNY Mellon Global Balanced	100.00%	0.00%	0.00%	0.00%	0.00%	0.00%	0.00%	0.00%	0.00%	0.00%	0.00%	0.10726%
OMR Artemis Global Income	0.00%	0.00%	0.00%	0.00%	0.00%	0.00%	0.00%	0.00%	0.00%	0.00%	100.00%	0.77000%
OMR Fidelity Emerging Markets	0.00%	0.00%	0.00%	0.00%	0.00%	0.00%	0.00%	0.00%	0.00%	0.00%	100.00%	0.00000%
European Equity Select	0.00%	62.50%	25.00%	12.50%	0.00%	0.00%	0.00%	0.00%	0.00%	0.00%	0.00%	-0.04420%
Money Market LStyle	0.00%	0.00%	0.00%	0.00%	100.00%	0.00%	0.00%	0.00%	0.00%	0.00%	0.00%	0.00470%
European Equity Index Tracker	0.00%	0.00%	0.00%	0.00%	100.00%	0.00%	0.00%	0.00%	0.00%	0.00%	0.00%	-0.04420%
UK Equity	0.00%	0.00%	0.00%	0.00%	0.00%	100.00%	0.00%	0.00%	0.00%	0.00%	0.00%	0.05578%
OMR Aegon Sterling Crp Bd	0.00%	0.00%	0.00%	0.00%	0.00%	0.00%	0.00%	0.00%	100.00%	0.00%	0.00%	0.05245%
Unitised-With Profits FPF1	0.00%	0.00%	0.00%	33.33%	0.00%	0.00%	66.67%	0.00%	0.00%	0.00%	0.00%	0.11793%
Pacific (ex Japan) Equity Index Tracker	0.00%	0.00%	0.00%	0.00%	90.00%	10.00%	0.00%	0.00%	0.00%	0.00%	0.00%	0.02500%
OMR Jupiter Ecology	0.00%	0.00%	0.00%	0.00%	0.00%	0.00%	0.00%	0.00%	0.00%	0.00%	100.00%	0.01143%
OMR Fidelity MoneyBuilder Divi	0.00%	0.00%	0.00%	0.00%	0.00%	0.00%	0.00%	0.00%	0.00%	100.00%	0.00%	0.00000%
OMR M&G Global Select	0.00%	0.00%	0.00%	0.00%	0.00%	0.00%	0.00%	0.00%	0.00%	0.00%	100.00%	0.11820%
OMR Jupiter Multi-Asset Income	0.00%	0.00%	0.00%	0.00%	0.00%	0.00%	0.00%	0.00%	0.00%	0.00%	100.00%	0.53259%
OMR Aegon High Yield Bond	0.00%	0.00%	0.00%	0.00%	0.00%	0.00%	0.00%	0.00%	0.00%	100.00%	0.00%	0.24960%
Fixed Interest Pen Standard LStyle	0.00%	0.00%	0.00%	0.00%	100.00%	0.00%	0.00%	0.00%	0.00%	0.00%	0.00%	0.00386%
L&G Fixed Interest Fund (GEN 14)	0.00%	0.00%	25.00%	25.00%	25.00%	0.00%	0.00%	25.00%	0.00%	0.00%	0.00%	0.09478%
Aberdeen Asia Pacific Equity	0.00%	14.29%	14.29%	71.43%	0.00%	0.00%	0.00%	0.00%	0.00%	0.00%	0.00%	0.14240%
OMR M&G Gilt & Fixed Int Inc S2	0.00%	0.00%	0.00%	0.00%	0.00%	0.00%	100.00%	0.00%	0.00%	0.00%	0.00%	-0.11900%
Balanced	0.00%	66.67%	0.00%	0.00%	33.33%	0.00%	0.00%	0.00%	0.00%	0.00%	0.00%	0.01094%
Managed (Type 1)	8.33%	0.00%	0.00%	0.00%	16.67%	0.00%	8.33%	66.67%	0.00%	0.00%	0.00%	0.09865%



ReAssure

European	50.00%	0.00%	0.00%	0.00%	0.00%	0.00%	25.00%	25.00%	0.00%	0.00%	0.00%	-0.04420%
OMR Fidelity Mt-Ast Income	0.00%	0.00%	0.00%	0.00%	0.00%	0.00%	0.00%	0.00%	0.00%	0.00%	100.00%	0.00000%
BNY Mellon Global Balanced	100.00%	0.00%	0.00%	0.00%	0.00%	0.00%	0.00%	0.00%	0.00%	0.00%	0.00%	0.10726%
OMR JPM US Select	0.00%	0.00%	0.00%	0.00%	0.00%	0.00%	0.00%	0.00%	0.00%	0.00%	100.00%	0.29950%
Aggressive Growth 6	0.00%	0.00%	0.00%	0.00%	0.00%	50.00%	0.00%	50.00%	0.00%	0.00%	0.00%	0.07928%
OMR Jupiter Multi-Asset Income S2	0.00%	0.00%	0.00%	0.00%	0.00%	0.00%	0.00%	0.00%	0.00%	0.00%	100.00%	0.53259%
BNY Mellon Multi Asset Balanced	0.00%	0.00%	0.00%	0.00%	0.00%	100.00%	0.00%	0.00%	0.00%	0.00%	0.00%	0.10174%
Building Society	0.00%	0.00%	14.29%	0.00%	14.29%	28.57%	0.00%	42.86%	0.00%	0.00%	0.00%	0.00470%
BlackRock European Dynamic	0.00%	0.00%	0.00%	0.00%	0.00%	0.00%	0.00%	0.00%	0.00%	57.14%	42.86%	0.36469%
OMR UBS UK Equity Income S2	0.00%	0.00%	0.00%	0.00%	100.00%	0.00%	0.00%	0.00%	0.00%	0.00%	0.00%	Not Available
OMR Jupiter Emerging Mkt Debt S2	0.00%	0.00%	0.00%	0.00%	0.00%	0.00%	0.00%	100.00%	0.00%	0.00%	0.00%	0.45295%
UK Equity	0.00%	0.00%	0.00%	0.00%	0.00%	0.00%	12.50%	87.50%	0.00%	0.00%	0.00%	0.04259%
OMR abrdn Europn Real Est Share S2	0.00%	0.00%	0.00%	0.00%	0.00%	0.00%	100.00%	0.00%	0.00%	0.00%	0.00%	0.00860%
Lindsell Train UK Equity	0.00%	0.00%	0.00%	0.00%	0.00%	0.00%	0.00%	0.00%	0.00%	0.00%	100.00%	0.12800%
OMR Sarasin GlobalSar Strat S2	0.00%	0.00%	0.00%	0.00%	0.00%	0.00%	0.00%	0.00%	0.00%	0.00%	100.00%	Not Available
Credit Suisse Fellowship	42.86%	14.29%	0.00%	0.00%	14.29%	0.00%	0.00%	28.57%	0.00%	0.00%	0.00%	0.30030%
UK Index Linked Index Tracker	0.00%	0.00%	0.00%	0.00%	14.29%	0.00%	7.14%	71.43%	7.14%	0.00%	0.00%	Not Available
OMR Premier Miton Def Mt Ast S2	0.00%	0.00%	0.00%	0.00%	0.00%	0.00%	0.00%	0.00%	0.00%	0.00%	100.00%	0.30000%
Equity	0.00%	0.00%	0.00%	0.00%	0.00%	0.00%	0.00%	100.00%	0.00%	0.00%	0.00%	0.04259%
OMR Jupiter UK Dynamic Equity S2	0.00%	0.00%	0.00%	0.00%	0.00%	0.00%	0.00%	100.00%	0.00%	0.00%	0.00%	0.28280%
Multi Select	77.78%	0.00%	0.00%	11.11%	0.00%	0.00%	0.00%	11.11%	0.00%	0.00%	0.00%	0.09865%
Mixed Investment (Universal)	0.00%	0.00%	0.00%	0.00%	0.00%	0.00%	50.00%	50.00%	0.00%	0.00%	0.00%	0.05641%
OMR CT Strat Bond S2	0.00%	0.00%	0.00%	0.00%	0.00%	0.00%	0.00%	0.00%	0.00%	0.00%	100.00%	Not Available
Far East Equity Tracker	0.00%	100.00%	0.00%	0.00%	0.00%	0.00%	0.00%	0.00%	0.00%	0.00%	0.00%	0.02500%
OMR JPM Mid Cap Inv Trust	0.00%	0.00%	0.00%	0.00%	0.00%	0.00%	0.00%	0.00%	0.00%	0.00%	100.00%	Not Available
Money Market	0.00%	0.00%	0.00%	0.00%	100.00%	0.00%	0.00%	0.00%	0.00%	0.00%	0.00%	0.00470%
UK Tracker	0.00%	0.00%	0.00%	0.00%	100.00%	0.00%	0.00%	0.00%	0.00%	0.00%	0.00%	0.04830%
UK Fixed Interest	0.00%	0.00%	0.00%	0.00%	0.00%	80.00%	20.00%	0.00%	0.00%	0.00%	0.00%	0.00770%
OMR BNY Mellon Sust UK Opps S2	0.00%	0.00%	0.00%	0.00%	0.00%	0.00%	0.00%	0.00%	0.00%	0.00%	100.00%	0.18230%
OMR iShares Emrg Mkt Eq In UK	0.00%	0.00%	0.00%	0.00%	0.00%	0.00%	0.00%	0.00%	100.00%	0.00%	0.00%	0.33502%
OMR Jupiter Strategic Bond S2	0.00%	0.00%	0.00%	0.00%	0.00%	0.00%	0.00%	0.00%	0.00%	0.00%	100.00%	0.29422%
Global Equity IT (Fixed Weights)	0.00%	0.00%	0.00%	0.00%	100.00%	0.00%	0.00%	0.00%	0.00%	0.00%	0.00%	0.02771%
OMR Jupiter Gbl Equity Abs Ret	0.00%	0.00%	0.00%	0.00%	0.00%	0.00%	0.00%	0.00%	0.00%	0.00%	100.00%	0.40317%
OMR EdenTree Res&Sus UK Eq Opp S2	0.00%	0.00%	0.00%	0.00%	0.00%	0.00%	0.00%	0.00%	0.00%	0.00%	100.00%	Not Available



ReAssure

Aberdeen Asia Pacific Equity	0.00%	0.00%	0.00%	100.00%	0.00%	0.00%	0.00%	0.00%	0.00%	0.00%	0.00%	0.14240%
Japanese Equity Index Tracker	0.00%	0.00%	0.00%	0.00%	83.33%	16.67%	0.00%	0.00%	0.00%	0.00%	0.00%	0.07710%
OMR Schroder European	0.00%	0.00%	0.00%	0.00%	0.00%	0.00%	0.00%	0.00%	0.00%	0.00%	100.00%	0.33606%
PIMCO GIS Global (Sterling Hedged)	0.00%	0.00%	0.00%	0.00%	0.00%	0.00%	0.00%	0.00%	0.00%	50.00%	50.00%	Not Available
L&G US Index	0.00%	0.00%	0.00%	0.00%	0.00%	0.00%	0.00%	20.00%	80.00%	0.00%	0.00%	0.00397%
Liontrust Asset UK Equity	0.00%	0.00%	0.00%	0.00%	0.00%	0.00%	0.00%	50.00%	50.00%	0.00%	0.00%	0.26663%
European Equity Index Tracker	0.00%	0.00%	0.00%	0.00%	100.00%	0.00%	0.00%	0.00%	0.00%	0.00%	0.00%	-0.04420%
OMR CT Multi-Sector Bond S2	0.00%	0.00%	0.00%	0.00%	0.00%	0.00%	0.00%	0.00%	0.00%	0.00%	100.00%	Not Available
Findlay Park American	0.00%	0.00%	0.00%	0.00%	0.00%	0.00%	0.00%	20.00%	0.00%	0.00%	80.00%	Not Available
UK Freestyle	0.00%	0.00%	0.00%	0.00%	0.00%	0.00%	100.00%	0.00%	0.00%	0.00%	0.00%	0.05578%
OMR Jupiter China Equity S2	0.00%	0.00%	0.00%	0.00%	0.00%	0.00%	0.00%	0.00%	0.00%	100.00%	0.00%	0.12465%
Multi Select	0.00%	0.00%	0.00%	0.00%	0.00%	66.67%	33.33%	0.00%	0.00%	0.00%	0.00%	0.09865%
Ethical	0.00%	0.00%	0.00%	0.00%	0.00%	0.00%	16.67%	83.33%	0.00%	0.00%	0.00%	0.30030%
Money	0.00%	0.00%	0.00%	12.50%	37.50%	12.50%	12.50%	25.00%	0.00%	0.00%	0.00%	0.00470%
OMR JPM Multi Asset Income S2	0.00%	0.00%	0.00%	0.00%	0.00%	0.00%	0.00%	0.00%	0.00%	0.00%	100.00%	0.40750%
Schroder Glob Real Estate Securities	0.00%	0.00%	0.00%	0.00%	0.00%	0.00%	100.00%	0.00%	0.00%	0.00%	0.00%	0.18538%
International	0.00%	0.00%	0.00%	0.00%	0.00%	0.00%	0.00%	100.00%	0.00%	0.00%	0.00%	0.05146%
OMR HC Verbatim Prt 5 Inc	0.00%	0.00%	0.00%	0.00%	0.00%	0.00%	0.00%	0.00%	0.00%	0.00%	100.00%	0.01553%
BNY Mellon Index Linked Gilt	0.00%	0.00%	0.00%	0.00%	100.00%	0.00%	0.00%	0.00%	0.00%	0.00%	0.00%	Not Available
JOHCM JO Hambro UK Equity Income	0.00%	0.00%	0.00%	0.00%	0.00%	0.00%	0.00%	0.00%	0.00%	0.00%	100.00%	Not Available
European	0.00%	0.00%	0.00%	0.00%	0.00%	0.00%	0.00%	100.00%	0.00%	0.00%	0.00%	-0.04420%
UK Smaller Companies	0.00%	0.00%	0.00%	0.00%	0.00%	0.00%	0.00%	14.29%	85.71%	0.00%	0.00%	0.51049%
Global Equity	0.00%	0.00%	0.00%	0.00%	100.00%	0.00%	0.00%	0.00%	0.00%	0.00%	0.00%	0.07851%
OMR abrdn Strategic Bond	0.00%	0.00%	0.00%	0.00%	0.00%	0.00%	0.00%	100.00%	0.00%	0.00%	0.00%	0.43510%
UK Tracker LStyle	0.00%	0.00%	0.00%	0.00%	0.00%	0.00%	0.00%	100.00%	0.00%	0.00%	0.00%	0.04830%
Pacific (ex Japan) Equity	0.00%	0.00%	0.00%	0.00%	100.00%	0.00%	0.00%	0.00%	0.00%	0.00%	0.00%	0.02500%
Deposit (Universal)	0.00%	0.00%	0.00%	0.00%	0.00%	0.00%	33.33%	66.67%	0.00%	0.00%	0.00%	0.00470%
OMR Jupiter Global Strategic Bd	0.00%	0.00%	0.00%	0.00%	0.00%	0.00%	0.00%	0.00%	0.00%	0.00%	100.00%	0.47805%
Sterling	50.00%	0.00%	0.00%	0.00%	50.00%	0.00%	0.00%	0.00%	0.00%	0.00%	0.00%	0.00470%
UK Equity	0.00%	0.00%	0.00%	0.00%	100.00%	0.00%	0.00%	0.00%	0.00%	0.00%	0.00%	0.05578%
BNY Mellon 50/50 Global Equity	100.00%	0.00%	0.00%	0.00%	0.00%	0.00%	0.00%	0.00%	0.00%	0.00%	0.00%	0.00647%
Deposit	0.00%	100.00%	0.00%	0.00%	0.00%	0.00%	0.00%	0.00%	0.00%	0.00%	0.00%	0.00470%
Guardian PM-B International	0.00%	0.00%	0.00%	0.00%	0.00%	0.00%	0.00%	100.00%	0.00%	0.00%	0.00%	0.05391%
Investment Trust	0.00%	0.00%	0.00%	0.00%	0.00%	0.00%	0.00%	100.00%	0.00%	0.00%	0.00%	0.09865%



ReAssure

Global Equity (ex UK) Index Tracker FWv2	0.00%	0.00%	0.00%	0.00%	0.00%	0.00%	0.00%	100.00%	0.00%	0.00%	0.00%	0.02771%
JOHCM JO Hambro UK Dynamic B Dist	0.00%	0.00%	0.00%	0.00%	0.00%	100.00%	0.00%	0.00%	0.00%	0.00%	0.00%	Not Available
Property	0.00%	0.00%	0.00%	0.00%	0.00%	0.00%	100.00%	0.00%	0.00%	0.00%	0.00%	Not Available
Tellworth UK Smaller Cos	0.00%	0.00%	0.00%	0.00%	0.00%	0.00%	0.00%	0.00%	0.00%	0.00%	100.00%	Not Available
Morant Wright Nippon Yield	0.00%	0.00%	0.00%	0.00%	0.00%	0.00%	0.00%	0.00%	0.00%	0.00%	100.00%	Not Available
OMR T.Bailey Dynamic S2	0.00%	0.00%	0.00%	0.00%	0.00%	0.00%	0.00%	0.00%	0.00%	0.00%	100.00%	Not Available
Pacific (ex Japan) Equity	0.00%	0.00%	0.00%	0.00%	0.00%	100.00%	0.00%	0.00%	0.00%	0.00%	0.00%	0.02500%
Money Market Staff	0.00%	0.00%	0.00%	100.00%	0.00%	0.00%	0.00%	0.00%	0.00%	0.00%	0.00%	0.00470%
OMR Jupiter Corporate Bond S2	0.00%	0.00%	0.00%	0.00%	0.00%	0.00%	0.00%	0.00%	0.00%	0.00%	100.00%	0.26566%
Fidelity Global Dividend	0.00%	0.00%	0.00%	0.00%	0.00%	0.00%	0.00%	0.00%	0.00%	0.00%	100.00%	0.00000%
Global Property	0.00%	0.00%	0.00%	0.00%	0.00%	0.00%	0.00%	50.00%	0.00%	50.00%	0.00%	0.04581%
M&G Corporate Bond	0.00%	0.00%	0.00%	100.00%	0.00%	0.00%	0.00%	0.00%	0.00%	0.00%	0.00%	0.14440%
Fisher Global Emerging Markets	0.00%	0.00%	0.00%	0.00%	0.00%	0.00%	0.00%	66.67%	0.00%	0.00%	33.33%	Not Available
Special Deposit 2 6	100.00%	0.00%	0.00%	0.00%	0.00%	0.00%	0.00%	0.00%	0.00%	0.00%	0.00%	0.00000%
Protected Retirement Fund 2025 Plan 1	0.00%	0.00%	0.00%	0.00%	0.00%	100.00%	0.00%	0.00%	0.00%	0.00%	0.00%	0.00470%
Lazard UK Omega	0.00%	0.00%	0.00%	0.00%	0.00%	0.00%	0.00%	0.00%	0.00%	100.00%	0.00%	0.78718%
UK Aggregate Fixed Interest	0.00%	0.00%	0.00%	0.00%	100.00%	0.00%	0.00%	0.00%	0.00%	0.00%	0.00%	0.00000%
Pacific (ex Japan) Equity Index Tracker	0.00%	0.00%	0.00%	0.00%	100.00%	0.00%	0.00%	0.00%	0.00%	0.00%	0.00%	0.02500%
Balanced	0.00%	0.00%	0.00%	0.00%	0.00%	0.00%	0.00%	100.00%	0.00%	0.00%	0.00%	0.01094%
Baillie Gifford European Equity	0.00%	0.00%	100.00%	0.00%	0.00%	0.00%	0.00%	0.00%	0.00%	0.00%	0.00%	0.19959%
UK Index Linked Index Tracker	0.00%	0.00%	0.00%	0.00%	100.00%	0.00%	0.00%	0.00%	0.00%	0.00%	0.00%	Not Available
Multi Select	0.00%	0.00%	0.00%	0.00%	0.00%	100.00%	0.00%	0.00%	0.00%	0.00%	0.00%	0.09865%
American	50.00%	0.00%	0.00%	0.00%	0.00%	0.00%	0.00%	50.00%	0.00%	0.00%	0.00%	0.08100%
M&G Corporate Bond	100.00%	0.00%	0.00%	0.00%	0.00%	0.00%	0.00%	0.00%	0.00%	0.00%	0.00%	0.14440%
L&G Japanese Equity Index Fund (GEN 14)	0.00%	0.00%	0.00%	100.00%	0.00%	0.00%	0.00%	0.00%	0.00%	0.00%	0.00%	-0.00304%
UK Balanced Equity Pen Staff	0.00%	0.00%	0.00%	100.00%	0.00%	0.00%	0.00%	0.00%	0.00%	0.00%	0.00%	0.00000%
L&G Index Linked Gilt Fund (GEN 14)	0.00%	0.00%	0.00%	100.00%	0.00%	0.00%	0.00%	0.00%	0.00%	0.00%	0.00%	-0.43285%
UK Index Linked Index Tracker	0.00%	0.00%	0.00%	0.00%	100.00%	0.00%	0.00%	0.00%	0.00%	0.00%	0.00%	Not Available
MM Managed Income	0.00%	0.00%	0.00%	0.00%	0.00%	0.00%	0.00%	0.00%	100.00%	0.00%	0.00%	0.23440%
Global Equity IT (Fixed Weights)	0.00%	0.00%	0.00%	0.00%	100.00%	0.00%	0.00%	0.00%	0.00%	0.00%	0.00%	0.02771%
Baillie Gifford Japanese Equity	0.00%	0.00%	0.00%	0.00%	0.00%	0.00%	0.00%	0.00%	100.00%	0.00%	0.00%	0.00195%
North American	0.00%	0.00%	0.00%	0.00%	0.00%	0.00%	33.33%	66.67%	0.00%	0.00%	0.00%	0.08100%
Global Equity Select	0.00%	0.00%	0.00%	100.00%	0.00%	0.00%	0.00%	0.00%	0.00%	0.00%	0.00%	0.05329%
Investec Cautious Managed Fund	0.00%	0.00%	0.00%	0.00%	0.00%	0.00%	0.00%	0.00%	100.00%	0.00%	0.00%	0.63000%

